

The image features four modern, cylindrical pendant lights hanging vertically against a dark background. From left to right, the lights are colored red, dark purple, copper, and dark grey. Each light has a tapered, conical shape and a glowing circular light source at its base. The word "OLIGO" is printed in white, uppercase letters in the top right corner.

OLIGO

SINGLE LUMINAIRES
2018

LUMINEX®

osvětlení – licht – lighting

založeno 1991

Sídlo firmy

LUMINEX s.r.o.

Petra Rezka 10/1203

140 00 Praha 4

Internet: firma.luminex.cz

E-mail: info@luminex.cz

Telefon: 261 090 952

Pracovní doba: Po – Pá 8:00 – 16:30

e-Shop

www.luminex.cz

Regionální zastoupení

Miroslav Patočka – jednatel společnosti

E-mail: miroslav.patocka@luminex.cz

Ing. Martin Urban – reprezentant pro Prahu

Mobil: 777 570 563

E-mail: martin.urban@luminex.cz

Roman Polášek – reprezentant pro východní a severní Čechy, Moravu

Mobil: 777 730 262

E-mail: roman.polasek@luminex.cz

David Martínek – reprezentant pro západní, jižní a střední Čechy

Mobil: 777 730 266

E-mail: david.martinek@luminex.cz

Jan Polakov – reprezentant pro markety Morava, Vysočina

Mobil: 777 730 264

E-mail: ozm@luminex.cz

feel the light

feel the light



ELEGANT LIGHTSTYLE

It can bewitch and promise, entice and enchant. Light is poetry for man and room.

The combination of LEDs and new digital technologies opens up a multitude of possibilities for better quality of light and life.

Stylistically confident design and high quality materials combined with innovative forms of lighting control offer contemporary lighting comfort. They turn single luminaires from OLIGO into a design highlight in living space and property.

Let our lighting ideas inspire you.

CONTENTS

Single luminaires
for living space and property
2018

		PAGE
feel the light	About us and our products	6
	LED lighting technology	27
	Awards	30
Produktneuheiten		32
	WALL AND CEILING LUMINAIRES	35
	PENDANT LUMINAIRES	109
	LIGHT OBJECTS	179
	FLOOR AND TABLE LUMINAIRES	199
Lamps and accessories	Lamps	227
	Transformers and switching power supplies	234
	Smart control and dimming	238
Appendix	Index by luminaire name	244
	Index by item number	246
	Light distribution curves	250
	Ordering information and technical information	254



OLIGO INDUSTRIAL AND ARTISAN.

OLIGO IS ARTISAN

We have been manufacturing high quality luminaires for living spaces and the select shop and property market since 1987. With our multi-award winning single luminaires and track systems, as well as made-to-measure lighting concepts, we have an appropriate solution for every requirement.

We are creative lighting designers, and are committed to providing excellent workmanship and reliable quality.

OLIGO IS INDUSTRIAL

With around 150 experts, two production sites and state-of-the-art technology, we make precisely manufactured luminaires possible, even in serial production. As a result, we offer our partners and customers all the benefits of industrial production such as consistent functional quality, constant operability and long-lasting lighting technology.

Continual quality assurance is a prerequisite for maintaining our standards: from supplier management through to production and technology monitoring in the factory.



OLIGO IS "MADE IN GERMANY" IN THE BEST SENSE

We design, develop and manufacture OLIGO luminaires with the highest quality requirements entirely in Germany.

Regardless of whether its batch or serial production, we always place our trust in our close and long-term collaboration with specialist partners – tailor-made solutions from expert operations and service providers in the region who provide outstanding support for our product ideas in design and technology.



WE ARE THERE FOR YOU PERSONALLY.

SERVICE IS PARAMOUNT FOR US

Our offering for specialist retailers, planners, architects and installers begins with high quality single luminaires and stretches through to professional lighting advice.

You can get answers to technical questions about our luminaires in our service centre. For us, responsibility for our products does not end with installation. An extensive stock of spare parts provides you with assurance that your OLIGO lights can be returned to perfect working order even after many years of use.

OUR OFFERING FOR LIGHTING PLANNERS AND ARCHITECTS

Whether it's living spaces, office spaces or commercial premises – their effect is substantially determined by the lighting. The wide variety of options from LED lighting technology and innovative operating concepts are making lighting planning increasingly challenging.

We support our customers and partners right from the planning phase with lighting technology expertise and digital planning tools, and we offer professionally planned solutions for almost all interior lighting requirements. A team of experienced sales representatives and lighting planners are available to you for individual advice.



KNOWING WHAT IS IMPORTANT.

WELCOME TO THE OLIGO LIGHTTORIAL


Are you a specialist retailer, lighting planner or electrician? In our training, we offer things worth knowing about lighting technology and lighting systems – underpinned with theory, applied practically and taught by experienced professionals. We deliberately provide training free of charge and in small groups of up to six participants.

OLIGO training courses take place in our Lightorial in Sankt Augustin and also, upon request, at our specialist retailers' sites. Your OLIGO sales contact person will be happy to help you arrange an appointment.

OLIGO Lichttechnik GmbH
Lightorial
Tannenweg 1
53757 Sankt Augustin
GERMANY

Tel.: +49 2241 8958 - 429
eMail: lightorial@oligo.de

Do you have a training requirement which is not yet on our programme? We look forward to receiving your suggestions and are happy to discuss your themes.



OLIGO Showroom

FEEL THE LIGHT EXPERIENCE OLIGO LIVE.

VISIT US IN OUR SHOWROOMS AND POP-UP STORES

In our showrooms, you can obtain comprehensive information about our range of products and experience the optical and material quality of our luminaires for yourself. Among other places, we present our luminaires at our headquarters in Sankt Augustin near Bonn. We request that you make an appointment in advance so that we are able to provide you with individual advice.

In temporary pop-up stores at varying design hotspots in Germany, we present single luminaires for examination and picking up for a limited time. A current overview with addresses can be found at www.oligo.de.

CONCEPT GALLERY – CONCEPTS FOR LIGHT AND SPACE

The concept gallery collects the major furnishing themes of floor, wall, ceiling and light into a comprehensive design concept and is a recommended port of call for planners, developers and lighting enthusiasts. Together with various brand partners, we present light and luminaires in combination with exquisite interior design.

Events and seminars make the concept gallery meeting points for the local lighting and architecture scene. At regular intervals, we, together with our brand partners, invite you to an exchange of ideas or project presentation, a get together or even for excursions.



Concept Gallery Düsseldorf

OLIGO INTERNATIONAL SALES

Are you an architect, interior designer or lighting planner and want to be informed about the concept gallery events? Write to us or give us a call, we will be happy to provide information about planned topics and dates.

Concept Gallery Düsseldorf
Ernst-Gnoss-Strasse 5
40219 Düsseldorf
GERMANY

Tel.: +49 211-1576072-0
email: info@concept-gallery.de
www.concept-gallery.de

Outside Germany, we work with various distribution partners. Find your nearest dealer using the dealer search on our service page at www.oligo.de.

QUALITY THAT YOU CAN
SEE AND FEEL: IN EACH AND
EVERY PRODUCT.



OUR IDEA OF GOOD LIGHT IS THE COMBINATION OF DESIGN, FUNCTION AND QUALITY.

The homogeneous fusion of design and functionality, taking the highest quality standards into account, is a particular feature of OLIGO luminaires.

All OLIGO luminaires are designed by our development team at the Sankt Augustin site. In the design and engineering phase, we determine essential product factors such as light output, range of functions, thermal management or area of application. Through careful definition of these parameters, we directly influence the quality and longevity of our products.

We also make decisions with regard to the components used, the choice of materials and the finishing with great care.

Our preferred material is aluminium. We achieve precise edges and an excellent surface finish in all parts through elaborate processing with exact turning and milling grades. High quality surface finishes, such as polished chrome surfaces or extensive anodic oxidation for example, give our luminaires a finish which is as unique as it is durable.

In our optical systems, we use high quality glass lenses and never plastic lenses. Durable materials such as glass and aluminium make each luminaire a long-lasting fixture.

CONSISTENT LIGHT QUALITY

Each luminaire is equipped with LED modules developed in-house in order to be able to optimally balance the light scene and the light output with one another.

During the course of comprehensive quality testing, we are continually ensuring that only LEDs with identical binning – so identical brightness and light colour – are used. We thus achieve a homogeneous light output across the entire luminaire surface. Our luminaires for the living area generally have a warm white colour temperature of between 2,700 and 3,000 kelvins.

MODERN LIGHTING COMFORT

The quality of the light and luminaires is shown in more than just the design and light scene. Alongside lighting technology quality criteria, handling and options for lighting control play an essential role.

We meet these demands with intuitive operating options for switching and dimming, and we develop convenient solutions for contemporary lighting in living space and property.



REFLECTORS, OPTICAL LENSES AND PRISMS: REFINEMENTS ON PRECISE LIGHTING CONTROL.

We develop LED luminaires for living space and the representative business environment which are formally restrained and set the stage for light. The range stretches from softly radiant room lights through to glare-free table and reading luminaires and is characterised by excellent light scenes.

Light is omnipresent but hard to grasp. – Or is it? With the right know-how, it can be directed, focused, filtered.

Our work begins with the idea of a well designed luminaire. Only then do we bring light scene and luminaire together in a multi-phase development process. Here, we use quality lenses which are also used, for example, in the automotive industry and aviation.

Our aim is to achieve a realisation of the intended light distribution which is as excellent as it is efficient.

REFLECTORS – COUNTLESS FACETS FOR BRILLIANT LIGHT

Reflectors control the direction of the light in the space and have a multitude of benefits in combination with LEDs. Finding the optimal reflector for luminaires with a small structural form isn't easy. In order to achieve the highest level of efficiency, the design of the reflector needs to be coordinated with the physical and photometric properties of the LED light source. At the same time, the thermal properties of the luminaire body need to be taken into account.

With individually calculated, highly efficient reflectors, we achieve almost complete reflection of the light with exact, almost lossless light control.

OPTICAL LENSES – TRANSPARENT PRECISION

Material and manufacturing processes determine the quality of an optical lens. Cheap plastic lenses project colour fringes at the edges of the cone of light, create turbulent light scenes and have only limited resistance to ageing.

High quality glass lenses, on the other hand, are free from air pockets, precisely formed, polished and centred. That's why we use quality lenses in our luminaires with lens technology, similar to those which are used in measurement technology or microscopy. They ensure a high degree of transmission and allow for exact control of the light spectrum across the entire service life of the luminaire.


In many of the LED luminaires from OLIGO, the optical lenses have a micro satin finish on the back. This fine texture, coordinated individually with the light source, causes further homogenisation of the light scene with excellent colour mixing. The gently fading light-dark border and the absence of any corona formation at the edge of the cone of light are an unmistakeable quality criterion for good light.

PRISMATIC LENSES – SHEER SHINE

Room lights and pendant luminaires from OLIGO are equipped with high quality prismatic lenses. They reduce the glare of the light source and distribute the light evenly across the breadth.

Quality and purity of the acrylic glass determine the quality of the light scene. Through precise calculation and hot stamping, prismatic structures which combine precise light control functions with the greatest possible efficiency can be created. Carefully calculated, each luminaire receives its individual interpretation in the light scene.

As a fortuitous side effect, prismatic lenses have high decorative value thanks to their diamond-like sparkle which we like to pick up and integrate selectively into the design of our luminaires.

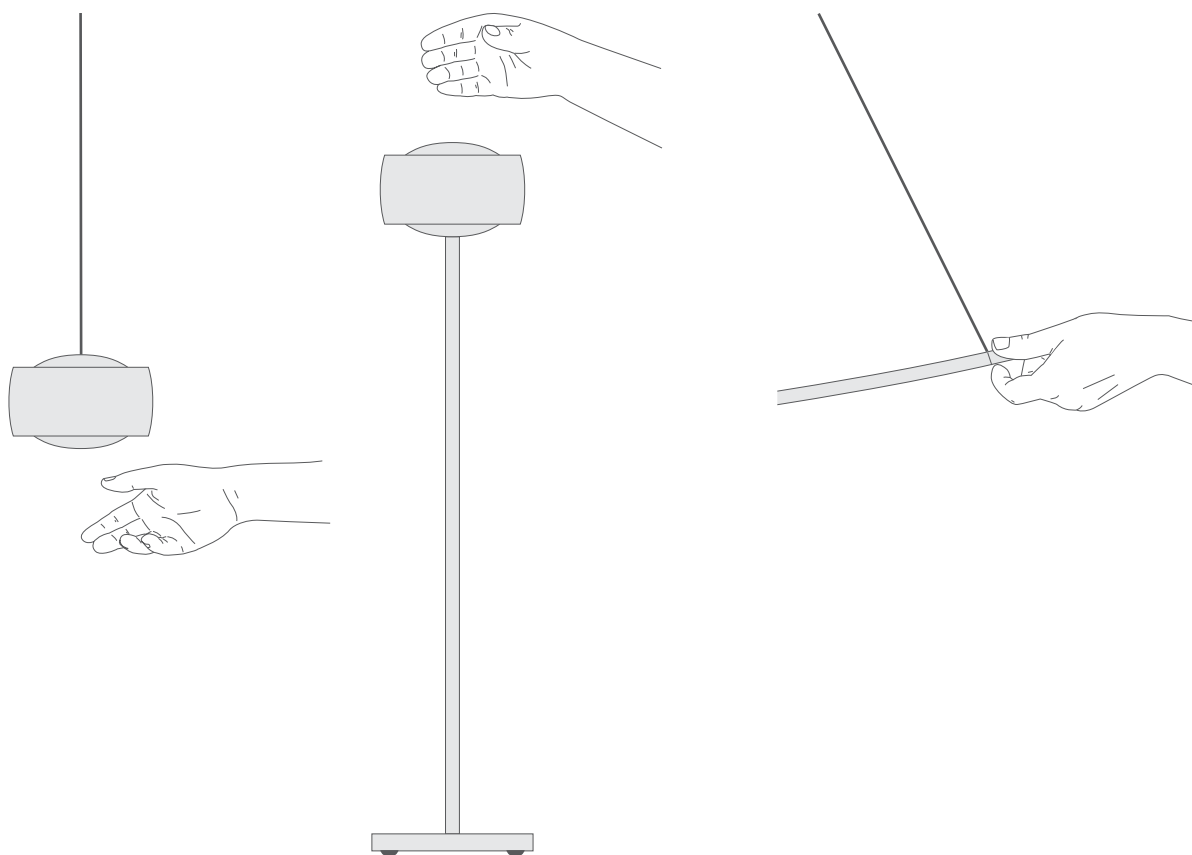


KELVEEN Table luminaire with glass lens and micro satin finished film
DECENT Pendant luminaire with prismatic lens

RIO Pendant luminaire with high performance reflector
KUULA Table luminaire with partially satin finished glass shade

CONTROLLING THE LIGHT WITH A GESTURE IS A MAGICAL EXPERIENCE.

A simple hand gesture – probably the most intuitive way that a light can be controlled. OLIGO is one of the first luminaire manufacturers to have integrated intuitive gesture control into its range of products.



TOUCHLESS GESTURE CONTROL INNOVATIVE AND INTUITIVE

Light comfort is reflected in a sophisticated control concept. Stylistically confident design combined with intuitive operation and ease of use. A subtle hand movement is enough to control the light. Touchless gesture control makes switching and dimming luminaires an almost magical experience and underlines the high level of innovation in OLIGO luminaires.

Within a detection area of 10 centimetres, a sensor detects the direction of movement and position of the hand. The luminaire can be switched on or off using a hand movement near the sensor. If the hand lingers over the sensor for a longer time, the dimmer function is activated.

The integrated control module operates wear-free. Ambient light or signals from infrared remote controls do not affect the functioning in any way. This innovative form of luminaire control was honoured with the Plus X award for innovation and ease of use.

THE TOUCH DIMMER CONVENIENT AND ALWAYS WITHIN REACH

Luminaires from OLIGO fascinate through high quality surfaces. They delight the eye and flatter the hand. Instinctively, you want to touch them. Thanks to an integrated sensor, this touch leads to interaction.

With this intuitive form of light control, the brightness of the luminaire is controlled simply by touching the sensor surface or the luminaire housing.

Switching on and off is done with a brief touch, continuous dimming is done by leaving your hand on the sensor surface for longer. The slightest difference in potential between the luminaire and the person touching it leads to a switching action. The duration of the touch is assessed by a microprocessor with special software and the brightness is adjusted.

For pendant luminaires, for example, this saves more than just the additional dimmer on the wall. You no longer have to get up from the table to adjust the brightness.



feel the light



WITH HIGH QUALITY SURFACES,
LUMINAIRES FROM OLIGO ADD
SOPHISTICATED ACCENTS TO THE
ROOM.

POWDERED ALUMINIUM



MATT RED | RAL 3004



CHAMPAGNE | RAL 1035



MATT GREY | RAL 7011



MATT SILVER



MATT WHITE II | RAL 9001



GRAPHITE



MATT BLACK | RAL 9005



LEAF GOLD BEATEN METAL



MATT WHITE | RAL 9016



MATT SILVER II

SOFT TOUCH



SATIN COPPER



ESPRESSO



ATLANTIC BLUE



BRAZILIAN BROWN



PATAGONIA SPRING



PURPLE GREY



PEARL SILVER



RED VELVET

FROM MATT TO GLOSSY – OUR SHADES, COLOURS AND SURFACES.

TRANSPARENT SHADES

For transparent lamp shades, we use crystal glass. As early as the 15th century, crystal clear glass was being produced in Venice and advertised as “cristallo”. The sparkling, colourless lenses with high light refraction can be manufactured in the optimal thickness without losing transparency.

Sometimes, high temperature differences can occur on a luminaire, which the lamp shade must withstand long term. Here, we use borosilicate glass which is known for its insensitivity to sudden temperature fluctuations.

SATIN FINISHED SHADES

Satin finished glass has become one of the preferred materials in architecture and design. It is made from clear glass and is sand-blasted to achieve an opaque glass which is nevertheless permeable to light. The perfect evenness of the satin finish characterises the quality of satin finished lenses. They not only have their own unique feel, but also cause a specific type of light diffusion with a very gently fading light scene. If the lenses are coloured, the result is a beautiful play of colour on the wall.

BRUSHED ALUMINIUM

Brushed aluminium fascinates with its extremely fine textures and matt shine. The finishing of the surface is done by hand. The art is in guiding the work piece evenly onto the brushes so that it results in an even grinding pattern. For an optimal result, the operation must be completed in a single stroke.

POWDERED SURFACES

Unobtrusive and modern – powder coating is a tried and tested form of tempering for metal surfaces for domestic appliances and furniture, vehicles and facades. An automated coating procedure results in evenly coloured, long-lasting surfaces with a homogeneous texture.

POLISHED CHROME SURFACES

Timeless. Flawless. Shining chrome surfaces are an eternal classic in any furnishing concept. In five work steps, the blank is polished, copper-plated, polished again, then nickel-plated and finally chrome-plated.

SOFT TOUCH SURFACES

The newly developed Soft Touch surface provides fine shine in living space and property. The manually completed perfect finish is applied to the luminaire body using a special procedure. The surface changes in gently merging shades depending on the way the light falls.

GOLD LEAF

Our surfaces with leaf gold beaten metal are created by hand. If you watch the gilders at work, the meaning of the phrase “wafer thin” becomes particularly clear. Since the elegant shimmering surface effect is almost exclusively determined by the underlying layer structure, each work piece is polished and primed by hand first. A final coat of varnish protects the lamp shade and shows off the fascinating shimmer to its best advantage.

SPECIAL MATERIALS

The concrete and stone effects in the lamp shades for the EBBYGO pendant luminaire and wall shades for GRACE UNLIMITED look astonishingly real. They are the result of laborious craftsmanship. To make them, a light, mineral composite material is applied to the lamp shade in multiple layers by hand and artfully polished. Each luminaire is therefore a unique piece with individual touch.

ALL THE COLOURS IN THE WORLD?

Of course, we can't promise that. On request, though, we are happy to work with your individual colour concept for the lighting solution in your project.

THE LED IS LIKE A RAW DIAMOND. ONLY THROUGH
COMBINATION WITH HIGHLY PRECISE LENSES,
COORDINATED THERMAL MANAGEMENT AND
INTELLIGENT ELECTRONICS DOES IT BECOME A
HIGH QUALITY LIGHTING TOOL.





LED – INNOVATIVE TECHNOLOGY, INTELLIGENTLY DESIGNED.

The breakneck pace of progress for LED technology has not let up to date. By now, we can no longer imagine living spaces in a modern design without the use of LEDs. The new image has revolutionised the luminaire market as a result, and makes it necessary for manufacturers and buyers of high quality, innovative luminaires to grapple with this development.

LIGHT COLOUR / COLOUR TEMPERATURE

In LED technology, the colour temperature is just as important as the thematically related white balance in digital photography. Ultimately, the thematic background is identical and can most easily be explained through the observation of nature: the sunlight is influenced by a variety of factors so the eye perceives a significantly warmer shade during a sunset than under the brilliant midday sun.

The colour temperature is measured in kelvin (K) – the higher the value, the colder (more blue) the light is. We therefore talk about warm and cold light. However, what is perceived to be pleasant in nature generally does not meet the needs of the private living area. “Cold” light from approx. 5,400 K is considered to be unpleasant in the living area. On the other hand a “warm” 2,700 – 3,000 K acts as a “feel-good colour temperature”. However, there are definitely areas of application, such as in the office or in the food trade, in which completely different colour temperatures are desired or required.

COLOUR REPRODUCTION INDEX

All lamp technologies (e.g. incandescent lamps, fluorescent lamps or halogen lamps) have different qualities with regard to the colour reproduction. This means that colours are not equally easy to recognise with every type of lighting. At 2,700 kelvin, incandescent lamps have a colour reproduction index or colour rendering index (CRI) of 100. High quality LEDs currently achieve values of between 80 and 97 CRI. Depending on the area of application, such as in museums or fashion stores for example, a higher colour reproduction index is absolutely necessary.

TEMPERATURE MANAGEMENT

Contrary to popular belief, temperature plays an exceptionally important role in LEDs. Although they don't get as hot as incandescent lamps, the operating temperature is still crucial for the service life and other qualitative factors of the LED. A high quality LED luminaire therefore has sophisticated temperature management. Extensive testing and development processes are a permanent part of the development service at OLIGO in order to design reliable luminaires. Instead of relying on the massive dimensions of the luminaire body to take care of the necessary temperature regulation, we make use of all of our expertise in order to achieve or exceed comparable light outputs and quality in subtle and delicate sizes.

SERVICE LIFE

Taking optimal temperature management into account, you can assume an average service life of up to 50,000 operating hours for a modern LED. This corresponds to a service life of 17 years with a daily operating period of 8 hours. Because of this, LEDs are often permanently built into the luminaires and do not have a lamp socket which allows the user to change the lamp. Alongside the combination of product design and thermal management in product development, the careful selection of the optimal LED is our commitment to long-lasting and consistent light quality. The same applies for LED lamps which are now available for standard models – so-called LED retrofits.



LED RETROFIT LAMPS REVIEWED IN DETAIL.

The energy-efficient replacement for a conventional lamp is called LED retrofit. This lamp type has gained extensive importance as a result of the ban on incandescent light lamps. Even the classic wall and ceiling luminaires, light objects and pendant luminaires from OLIGO can be fitted with energy-saving retrofits.

QUALITY ALSO COUNTS FOR LAMPS

If you want to convert an existing lighting system to LED retrofits, we recommend using exclusively high quality products from well-known manufacturers.

There are cheap and often substandard products available on the market which do not allow for objective comparison with branded goods as a result of inadequate or even missing technical information.

For LED retrofits, indications with regard to light colour, service life and replacement capacity should be considered to be average information. Particularly with substandard product quality, the tolerances are often wide apart since comprehensive examination and limitation of the products has been foregone in favour of the price. This can mean that one and the same product have different lighting effects which is particularly noticeable when multiple lamps are operated at the same time.

ENERGY EFFICIENCY CLASSES

In order to describe the efficiency of a lamp, there is a simple classification: the more lumen a lamp emits per watt of power, the more efficiently it converts the energy input into visible light.

As for large household appliances, EU 2014 also introduced the energy label as a labelling requirement for lamps. Thereby, lamps can be divided into the different energy classes. Unlike for fridges, for example, there is no class which is more efficient than the efficiency class A++ for lamps.

In the discussion of energy efficiency and environmental consciousness, the actual effect of light should not be neglected since the right light has a significant effect on general well-being. Cost awareness for consumption and the desired lighting mood should therefore be evaluated individually and the “right” light should always be understood to be an individual decision. For this reason, objective advice from experts is always recommended before the actual implementation of a lighting solution.

WHAT SHOULD BE CONSIDERED FOR A RETROFIT CONVERSION

1. Does the new lamp have the same luminous flux (lumen) and the same beam angle as the model to be replaced?
2. Is the new lamp suitable for the existing fitting and for the shape of the luminaire?
3. Are the accessory parts suitable for the LED retrofit lamp or might there be temperature problems?
4. If the existing luminaires are operated using a dimmer then care should be taken to ensure that the retrofit lamps are also compatible with the dimmer.
5. If a conventional low voltage system is being converted then the transformer must be replaced where applicable.
6. LED retrofit lamps are almost always designed for “free” installation. An enclosed luminaire housing can significantly reduce the specified service life in most cases.

LESS IS MORE IS NOT ENOUGH.

CONCENTRATION ON WHAT'S IMPORTANT





OLIGO comes from the Greek "oligós" and means "less". This central principle of a reduced design vocabulary defines our design attributes.

We want to showcase design and light with ease: as a glittering experience or in clear practicality, as bright joy or optical magic.

AWARD-WINNING AGAIN AND AGAIN

Concentration on the essential leads to subtle, compact luminaires with impressive light output and lighting technology full of finesse.

The result of the creative work of the OLIGO team, as well as the collaboration with well-known design studios, are lighting technology masterpieces which win recognition again and again.

German Design Prize	Interior Innovation Award	German Design Award Special Mention	Reddot Design Award
 Designpreis der Bundesrepublik Deutschland Nominiert	 interior innovation award 2015 Winner	 German Design Award	 reddot design award winner
2009, Nominated BOSS Design: Ralf Keferstein	2015, Winner FLAVIA light object Design: Ottenwälder & Ottenwälder	2018, Winner KELVEEN Table luminaire Design: OLIGO	2011 TRINITY luminaire family Design: EsserKnop Industriedesigner
2004, Nominated CHECK-IN track system Design: Ralf Keferstein	2014, Selection GLANCE luminaire family Design: Ottenwälder & Ottenwälder	2015, Special Mention DECENT MAX Design: OLIGO	2003 CHECK-IN track system Design: Ralf Keferstein
2002, Nominated GATSBY pendant luminaire Design: Ralf Keferstein	2012, Winner TRINITY luminaire family Design: EsserKnop Industriedesigner	2013, Special Mention TRINITY luminaire family Design: EsserKnop Industriedesigner	2001 GATSBY FINE pendant luminaire Design: Ralf Keferstein
			1998 PROP-ELLE Design: Klaus Liese
			1997 PULL-IT I Design: Ralf Keferstein



KELVEEN



RIO



SMART.TRACK

iF Product Design Award



product
design award

2014

2014

GLANCE luminaire family
Design: Ottenwälder & Ottenwälder

2008

BOSS
Design: Ralf Keferstein

2004

CHECK-IN track system
Design: Ralf Keferstein

1998

PULL-IT I
Design: Ralf Keferstein

Luminaire of the Year



2016, 2nd place

RIO
Design: OLIGO

2014, 3rd place

GLANCE luminaire family
Design: Ottenwälder & Ottenwälder

2013, 3rd place

IXO
Design: Christoph Niedeggen

2011, 2nd place

TRINITY
Design: EsserKnop Industriedesigner

2009, 1st place

GRACE UNLIMITED
Design: Ralf Keferstein

2006, 2nd place

BEL-AIR light object
Design: M. Kleinhenn, R. Keferstein

2003, 1st place

KRISTINA D. light object
Design: Antonius Quodt

Focus Open Design Award



Focus Open 2014
Silver

2014

GLANCE luminaire family
Design: Ottenwälder & Ottenwälder

Plus X Award



2017

Track system SMART.TRACK
Design: OLIGO

2012 Innovation, Ease of Use

TOUCHLESS
GESTURE CONTROL

CHEEK
CHEEK 2 CHEEK
GRACE
DECENT
DECENT MAX
GLANCE
TROFEO
LIGHT BOOK PENDANT LUMINAIRE
PALÃO

ELEGANT LIGHTSTYLE

NEW PRODUCTS 2018

Innovative designs, long service life and intuitive options for light control make LED luminaires an efficient and creative highlight in living space and property. Let our lighting ideas inspire you.



TUDOR / GRACE
Now with high-voltage LED

All variants of wall and ceiling luminaires from the TUDOR and GRACE product families are now available with high-voltage LED lamps. These variants replace the previous 24 V version. Instead of manual operation via a switch on the luminaire, it is now possible to dim the luminaire externally using the latest phase-cut dimmers.

Further information on TUDOR with high-voltage LED lamps can be found on page 41 / 97.

Further information on GRACE with high-voltage LED lamps can be found on page 47 / 51.



BEAMY UP
Fascinating

A little science fiction has made its way to the present: BEAMY UP brightens a room like a starship racing through space.

What's more, thanks to indirect beam emission, this fascinating light experience is completely glare-free. With its light colour of 2700 K, this ceiling luminaire is perfect for use in living areas in particular.

BEAMY UP can be dimmed externally using many of the latest phase-cut dimmers.

Further information on BEAMY UP can be found on page 91.



VOLANA
Simply enchanting

Meditative lighting experience and a perfect round shape: With its completely indirect beam emission, VOLANA ensures a charming lighting atmosphere.

When used as a single unit, it is ideal for illuminating hallways and waiting areas, for example. Multiple VOLANA units are perfect for decorative illumination of wall surfaces.

VOLANA can be dimmed externally using many of the latest phase-cut dimmers.

Further information on VOLANA can be found on page 55.



PENDANT LUMINAIRES

with hidden height adjustment

Selected pendant luminaires come with a convenient pulley operated height adjustment system. The new canopies and suspension units enable smooth and infinitely variable height adjustment with a large adjustment range of 1.60 metres.

Cable length can be flexibly adjusted in order to meet individual needs and the requirements associated with any interior set-up. For example, height can be adjusted by pulling either the cable or the luminaire head.

Whether it's an historical half timbered-frame house or a fashionable loft – the luminaire blends in splendidly with all residential environments and thus makes it a trusty companion in just about every room.

Further information can be found starting on page 113.



GATSBY FAMILY

with LED technology

The elegant aluminium head of the SIR GATSBY pendant luminaire is finished in a laborious manufacturing process and shines with a high quality chrome surface. The combination of a gently curved satin-finish glass pane and an LED board results in perfectly homogeneous light distribution. The luminaires can be dimmed using many of the latest phase-cut dimmers.

Further information on the GATSBY ceiling luminaire can be found on page 93; information on the SIR GATSBY pendant luminaire: page 161.



FLAVIA

modular / ceiling mounted

FLAVIA can now be manufactured in an even more customised manner. Its modular design enables the use of light objects with as many as five different leaf units per suspension fitting.

The prisms are always mounted on a module in pairs. A new mixed prism set-up (open/closed) is also available.

It's also now possible to install this light object as a recessed luminaire. A discreet cover plate ensures pleasant ceiling optics.

Further information on FLAVIA can be found starting on page 180.



WALL AND CEILING LUMINAIRES SUBTLE AND EFFECTIVE.

Wall luminaires are subtle design elements which nevertheless define the space. With their light, rooms can be divided into zones and architectural qualities can be emphasised. Early planning of the power distribution and the use of space is therefore essential and is recommended for new builds and renovations alike. The right balance between room size and light output should also be taken into account during planning.

Used in the right place, wall luminaires with directed beams can structure hallways and effectively draw attention to pictures. Extensive options for switching and dimming OLIGO wall luminaires offer plenty of design flexibility for handling light and lighting effects creatively.

Ceiling luminaires are particularly suitable for hallways, bathrooms or bedrooms. They need a reflection surface in the form of a wall or ceiling and thus ensure perfectly diffused room lighting.

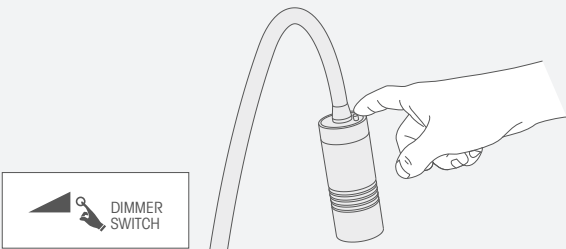
If the power distribution cannot be influenced during planning then track and wire systems from OLIGO are an excellent alternative. With their help, it is possible to design concepts for decentralised lighting in almost any form.

CONTENTS	PAGE
Lighting control	36
Wall and ceiling luminaires	38
Lamps	227
Lamp accessories	238

WALL AND CEILING LUMINAIRES

LIGHTING CONTROL AND DIMMING

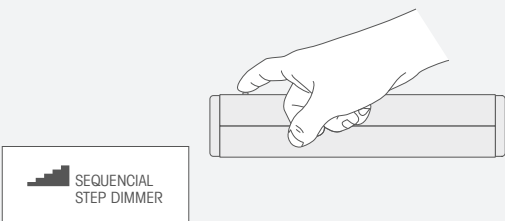
Energy efficiency, maximum flexibility, no visible cables as far as possible and intelligent sensor technology characterises modern lighting in living space and property. Wall and ceiling luminaires from OLIGO can be intuitively switched and dimmed in a wide variety of ways.



DIMMER BUTTON WITH INTEGRATED MEMORY FUNCTION

A subtle button, skilfully integrated into the lighting design, serves as a functional control element and allows continuous dimming and switching of the luminaires.

A short press of the button turns the luminaires on and off. If you hold the dimmer button pressed for a longer time, the luminaires dim continuously up and down. The integrated memory function recalls the last selected dimming level when the luminaires are turned on.



SEQUENTIAL STEP DIMMER

The MAVEN LED wall luminaires are equipped with a pre-set step dimmer for convenient, manual setting of the lighting effect from multiple luminaires in series. It covers eight application optimised light scenes with double symmetrical or asymmetrical lighting effect.

Thus, appealing light scenes can conveniently be set up on the luminaires. For operation in public spaces, the luminaires can be blocked against alteration.

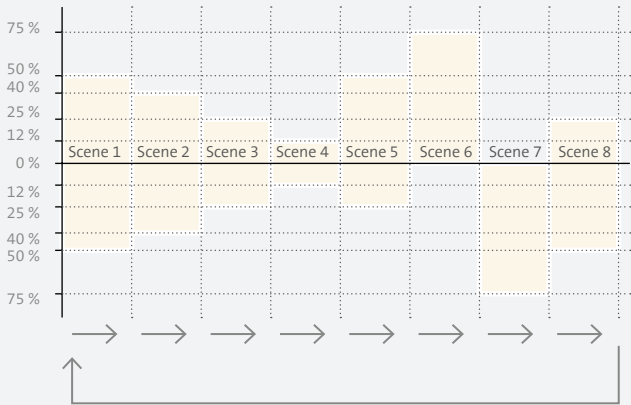


EXTERNAL WALL DIMMER

Depending on the type of lamps, wall and ceiling luminaires with conventional lighting technology can be dimmed using a wide variety of dimmer types. According to the lamp type used, the dimmer must be set to phase cut-on or phase cut-off.

Most of the LED retrofit lamps on the market use a compact switching power supply to be operated directly on a 230 V grid. A majority of these lamps are designed for dimming by phase cut-on or phase cut-off and can therefore be used with most conventional dimmers. These lamps are marked with the inscription “dimmable”.

LIGHTING CONTROL MAVEN WALL LUMINAIRE



Eight application optimised lighting moods are stored and can be called up one after another via a button.

Additional components are available for integrating many externally dimmable wall luminaires into smart-home and lighting control systems – e.g. Casambi or HomeMatic.

CASAMBI

CASAMBI

Casambi is a free software for the mobile control of single luminaires and lighting systems.

Even existing lighting units and conventional light switches can be integrated into the mobile lighting control system using a switch module which can be retrofitted. Casambi is therefore particularly suitable for retrofitting in existing buildings.

HomeMatic

HOMEMATIC

HomeMatic is a cross-system smart home system for wireless intelligent building control. It is available for retrofitting in the home as well as for new buildings.

The various connected devices such as blinds and heating, access control, security alarm and weather sensors can be conveniently controlled using a smartphone or tablet, via a built-in centre, by remote control or using the PC software.



WALL AND CEILING LUMINAIRES

OVERVIEW

LED LUMINAIRES

Wall luminaires




TUDOR
Page 41



GRACE UNLIMITED
Page 47



GRACE
Page 51



VOLANA
Page 55



MAVEN
Page 57



TRINITY
Page 61



A LITTLE BIT
Page 63



JUST A LITTLE
Page 67

Wall / ceiling luminaires




KELVEEN
Page 79

Ceiling luminaires




BEAMY UP
Page 91



GATSBY
Page 93



TROFEO
Page 95



TUDOR
Page 97

LUMINAIRES WITH CONVENTIONAL FITTINGS

Wall luminaires



GRACE UNLIMITED
Page 48



GRACE
Page 53



LX 2
Page 69



PROJECT
Page 73



PROJECT VERTICAL
Page 75



SMART
Page 77

Wall / ceiling luminaires



ICE
Page 87



GATE B SEVEN
Page 89

Ceiling luminaires



LEVEL
Page 81



TWIN LANE
Page 83



DONATA
Page 99



CILINDAR
Page 101



ROUND ABOUT
Page 103



SIR CHARLES
Page 105



FILOU
Page 107

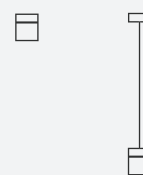


TUDOR

New: High voltage LED

The TUDOR family includes ceiling, wall and pendant luminaires and thus offers an energy efficient and consistently designed solution for all lighting requirements in the modern home and business environment. With a luminous flux of 1250 lumen and a warm white light tone of 2700 K, TUDOR luminaires offer cosy brightness with a power consumption of 20 watts. Two LED modules generate a homogeneous cone of light on both sides on the wall. Luminaires can be dimmed externally using many of the latest phase-cut dimmers.

Design: OLIGO



Luminaire family

Page 97

Page 153

EXTERNALLY
DIMMABLE

LED
INTEGRATED



FEATURES

Wall luminaire
Uplight / downlight
Protection class 1

Lighting control and dimming
Externally dimmable with phase-cut dimmer
Accessories for external control:
from page 238

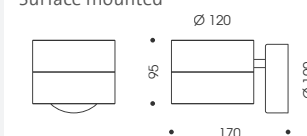
Output data
220-230 V / 50-60 Hz / 2700 K /
1250 lm / 20 W / CRI >90
Energy efficiency class: A+

Material
Metal, acrylic glass

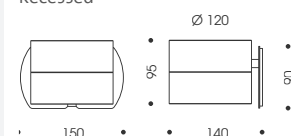
Weight
1.4 kg

TECHNICAL INFORMATION

Surface mounted



Recessed



Light distribution
See page 251

COLOURS, SURFACE MOUNTED VERSION



COLOURS, RECESSED VERSION



PRODUCT

Type	lm	K	W	CRI	EEC	Colour	Surface mounted	Recessed
LED	1250	2700	20	>90	A+	Matt white (Cream, RAL 9001)	40-864-30-21/21	40-864-31-21/21
						Matt grey	40-864-30-45/45	40-864-31-45/45
						Matt black / gold leaf	40-864-30-23/10	40-864-31-23/10
						Matt red	40-864-30-25/25	40-864-31-25/25
						Champagne	40-864-30-42/42	40-864-31-42/42

GRACE UNLIMITED





GRACE UNLIMITED

Two base elements with different lighting technology are available for the GRACE UNLIMITED modular wall luminaires. The luminaire is available with conventional lighting technology as a high voltage halogen luminaire and is also available as an LED version. With its wide variety of variants, it is suitable for use at home as well as for challenging lighting concepts in property.

Very much in line with a modular principle, there are more than seventy combinations to choose from for the colour and surface design. Glass panels and luminaire heads in classic surface designs as well as matt shimmering soft touch surfaces for the LED version can be combined in any way you wish. A variety of glass shades and optional light formers are available for designing the desired light effect, depending on the output data used.



REAL GLASS PANELS

Real glass panels with Facett polish are available in five colours for the configuration of GRACE UNLIMITED. In addition, hand-finished décor panels complement the range.

The astonishingly genuine concrete and slate looks are the result of multiple production steps. To make them, a light, mineral composite material is applied in multiple layers by hand and is then artfully polished. The variant with gold leaf look in beaten metal is likewise finished by hand in multiple production steps.

COLOURS

Glass panels




BRIGHT WHITE




BRIGHT GREY



BRIGHT BLACK



BRIGHT RED



BRIGHT TOBACCO

Décor panels



GOLD LEAF



CONCRETE



SLATE

The sum of the individual combination options gives each luminaire a unique character and predestines them for every application in private and commercial spaces with challenging designs.

Design: Ralf Keferstein



LUMINAIRE HEADS

The two lenticular, satin finished shades are surrounded by a luminaire head made from solid aluminium. You can choose from a variety of timeless decorations in matt or gloss look.

Luminaire heads with the newly developed soft touch surface are also available for the LED model. The matt shimmering surface finish is applied to the luminaire body in a 4-stage laser procedure. The surface changes in gently merging shades depending on the way the light falls.

COLOURS

Classic



CHROME



BRUSHED ALUMINIUM



MATT CHROME



MATT GOLD



BRIGHT WHITE

Soft Touch



SATIN COPPER



BRAZILIAN BROWN



ESPRESSO



PURPLE GREY

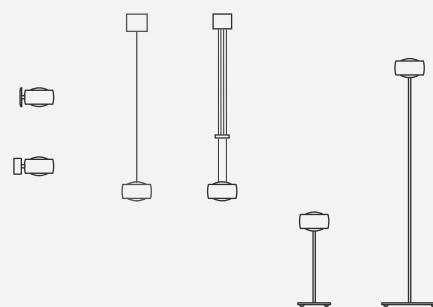


GRACE UNLIMITED

New: High voltage LED

GRACE UNLIMITED is also available as LED Version. Very much in line with a modular principle, there are more than seventy combinations to choose from for the colour and surface design. Glass panels and luminaire heads in classic surface designs as well as matt shimmering soft touch surfaces for the LED version can be combined in any way you wish. Luminaires can be dimmed externally using many of the latest phase-cut dimmers.

Design: Ralf Keferstein



Luminaire family

Page 51

Page 126

Page 129

Page 211

Page 211

GRACE UNLIMITED COMPONENTS

EXTERNALLY
DIMMABLE

LED
INTEGRATED



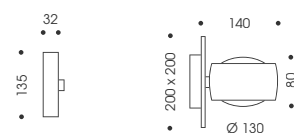
LED BASE BODY

Wall luminaire
Up- / Downlight
Protection class 1

Lighting control and dimming
Externally dimmable with phase-cut dimmer
Accessories for external control:
from page 238

Light distribution
See page 250

Type	Item number
LED	40-903-15-05



Weight
2.4 kg

GLASS PANEL

200 x 200 x 8 mm

Colour	Item number
Gold leaf	40-903-20-10
Bright white	40-903-20-20
Bright black	40-903-20-22
Bright grey	40-903-20-44
Bright red	40-903-20-24
Bright tobacco	40-903-20-40
Concrete pattern	40-903-20-70
Slate pattern	40-903-20-71

LED HEAD

Ø 130 mm

Output data
220-230 V / 50-60 Hz / 2700 K /
1020 lm / 20 W / CRI >90
Energy efficiency class: A+

Colour	Item number
Chrome	40-903-33-05
Matt chrome	40-903-33-06
Matt gold	40-903-33-09
Brushed aluminium	40-903-33-12
Bright white	40-903-33-20
Satin copper	40-903-33-15
Brazilian brown	40-903-33-41
Espresso	40-903-33-48
Purple grey	40-903-33-49

GLASS SHADE

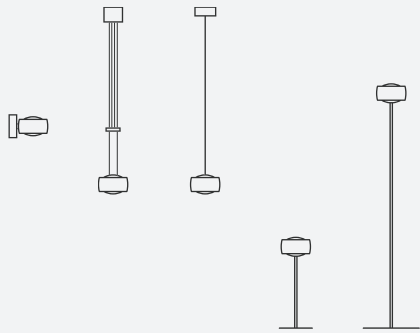
Always order 1x for the upper light output and 1x for the lower light output

Type	Item number
Satin finish	94-931-10-03

GRACE UNLIMITED

G 9 socket

The halogen variant of GRACE UNLIMITED is made up of five freely combinable elements: Base, glass panel and head as well as upper and lower glass shade. A variety of light formers can optionally be used between the head and the glass shade.



Luminaire family Page 53 Page 131 Page 133 Page 213 Page 213

GRACE UNLIMITED COMPONENTS

EXTERNALLY DIMMABLE LED READY ECO READY



BASE BODY G 9

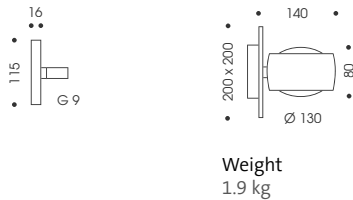
Wall luminaire
Uplight / downlight
Protection class 1

Lighting control and dimming
Dimmable according to the lamp manufacturer's information

Output data
max. 250 V / G 9 / QT 14 max. 75 W
Energy efficiency class: A++ to E

Socket	Suitable for	Item number
G 9	230 V retrofit or halogen	40-903-11-05

Lamps from page 231



GLASS PANEL

200 x 200 x 8 mm

Colour	Item number
Gold leaf	40-903-20-10
Bright white	40-903-20-20
Bright black	40-903-20-22
Bright grey	40-903-20-44
Bright red	40-903-20-24
Bright tobacco	40-903-20-40
Concrete pattern	40-903-20-70
Slate pattern	40-903-20-71

HEAD

Ø 130 mm
Not compatible with the LED version

Colour	Item number
Chrome	40-903-31-05
Matt chrome	40-903-31-06
Matt gold	40-903-31-09
Brushed aluminium	40-903-31-12
Bright white	40-903-31-20

Upper light output:
Glass shade, satin finish



Lower light output:
Glass shade, satin finish

Upper light output:
Glass shade, partial satin finish



Lower light output:
Glass shade, partial satin finish

Upper light output:
Glass shade, transparent / light former, single



Lower light output:
Glass shade, transparent / light former, double

GRACE UNLIMITED COMPONENTS



LIGHT FORMER

Optional accessory
Combination with transparent glass shade recommended

Not compatible with the LED version

Order 1x for the upper light output and / or 1x for the lower light output

Single light output

Colour	Item number
Chrome	40-903-40-05

Double light output

Colour	Item number
Chrome	40-903-41-05

GLASS SHADE

Order 1x for the upper light output and 1x for the lower light output

Type	Item number
Transparent	94-931-10-01
Partial satin finish	94-931-10-02
Satin finish	94-931-10-03



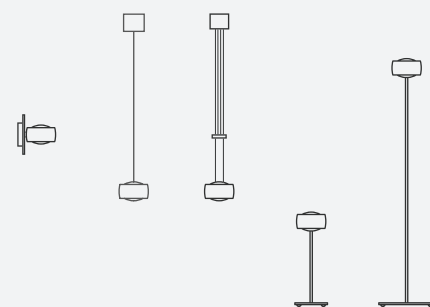
GRACE

GRACE

New: High voltage LED

Since its appearance, the GRACE luminaire family has become a classic. The wall luminaire model is superbly suited for setting the scene in hallways or alcoves. The two lenticular, satin finished shades are surrounded by a luminaire head and ensure effective, glare-free illumination. Luminaires can be dimmed externally using many of the latest phase-cut dimmers.

Design: Ralf Keferstein
Wall mounting redesign: OLIGO



Luminaire family Page 47 Page 126 Page 129 Page 211 Page 211

EXTERNALLY DIMMABLE LED INTEGRATED



FEATURES

Wall luminaire
Uplight / downlight
Protection class 1

Lighting control and dimming
Externally dimmable with phase-cut dimmer
Accessories for external control: from page 238

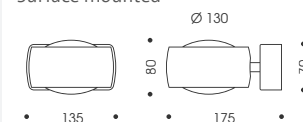
Output data
220-230 V / 50-60 Hz / 2700 K /
1020 lm / 20 W / CRI >90
Energy efficiency class: A+

Material
Metal, glass

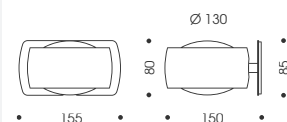
Weight
1.1 kg

TECHNICAL INFORMATION

Surface mounted



Recessed



Light distribution
See page 250

SHAPES AND COLOURS



Surface mounted /
Chrome



Surface mounted /
Brushed aluminium



Surface mounted /
Bright white

SHAPES AND COLOURS



Recessed /
Chrome



Recessed /
Brushed aluminium



Recessed /
Bright white

PRODUCT

Type	lm	K	W	CRI	EEC	Head colour	Housing colour	Surface mounted	Recessed
LED	1020	2700	20	>90	A+	Chrome	Chrome	40-931-20-05	
						Chrome	Matt chrome		40-931-21-05
						Brushed aluminium	Matt chrome	40-931-20-12	40-931-21-12
						Bright white	Bright white	40-931-20-20	40-931-21-20



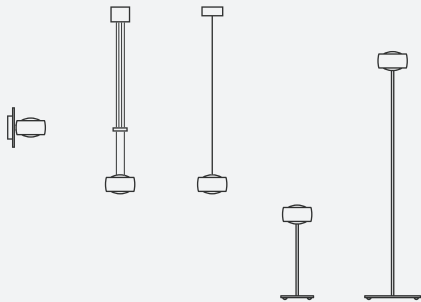
GRACE

GRACE

G 9 socket

Timeless GRACE numbers among the classics of decorative luminaires worldwide. The wall luminaire model is superbly suited for setting the scene in hallways or alcoves. The two lenticular, partial satin finished shades are surrounded by a luminaire head made from brushed aluminium and ensure effective, glare-free illumination. Alongside pendant luminaires, the luminaire family also includes table luminaires and floor luminaires.

Design: Ralf Keferstein



Luminaire family Page 48 Page 131 Page 133 Page 213 Page 213

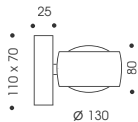


EXTERNALLY DIMMABLE LED READY ECO READY

FEATURES

- Wall luminaire
Uplight/downlight
Toolless lamp change
Protection class 1
- Lighting control and dimming
Dimmable according to the lamp manufacturer's information
- Output data
230 V / G 9 / QT 14 max. 75 W
Energy efficiency class: A++ to E
- Material
Metal, Glass
- Weight
0.8 kg

TECHNICAL INFORMATION



PRODUCT

Socket	Suitable for	Shade colour	Item number
G 9	230 V retrofit or halogen	Brushed aluminium	40-931-10-12

Lamps from page 231



VOLANA

LED novelty

Meditative lighting experience and a perfect round shape: With its completely indirect beam emission, VOLANA ensures a charming lighting atmosphere. When used as a single unit, it is ideal for illuminating hallways and waiting areas, for example. Multiple VOLANA units are perfect for decorative illumination of wall surfaces. VOLANA can be dimmed externally using many of the latest phase-cut dimmers.

EXTERNALLY
DIMMABLE

LED
INTEGRATED



FEATURES

Wall luminaire
Indirect beam emission
Protection class 1

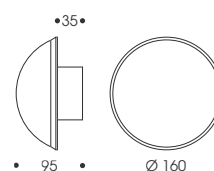
Lighting control and dimming
Externally dimmable with phase-cut dimmer
Accessories for external control: from page 238

Output data
230 V AC / 50-60 Hz / 2700 K / 450 lm / 10 W / CRI >90
Energy efficiency class: A+

Material
Aluminium, acrylic glass

Weight
0.9 kg

TECHNICAL INFORMATION



PRODUCT

Type	lm	K	W	CRI	EEK	Colour	Item number
LED	450	2700	10	>90	A+	Matt white	40-856-10-21



MAVEN S

PRODUCT						
MAVEN S						
Type	lm	K	W	Framing colour	Body colour	Item number
LED	2x 420	2700	9.6	Matt chrome	Matt chrome	40-874-42-06
				Graphite	Graphite	40-874-43-11
				Chrome	Matt white	40-874-41-21
				Matt white	Matt white	40-874-40-21
LED	2x 420	3000	9.6	Matt chrome	Matt chrome	40-874-12-06
				Graphite	Graphite	40-874-13-11
				Chrome	Matt white	40-874-11-21
				Matt white	Matt white	40-874-10-21

PRODUCT						
MAVEN M						
Type	lm	K	W	Framing colour	Body colour	Item number
LED	2x 840	2700	19.2	Matt chrome	Matt chrome	40-874-52-06
				Graphite	Graphite	40-874-53-11
				Chrome	Matt white	40-874-51-21
				Matt white	Matt white	40-874-50-21
LED	2x 840	3000	19.2	Matt chrome	Matt chrome	40-874-22-06
				Graphite	Graphite	40-874-23-11
				Chrome	Matt white	40-874-21-21
				Matt white	Matt white	40-874-20-21

MAVEN

LED

The MAVEN LED wall luminaires range offers elegant, puristic styling with extensive functionality. Two 24 Volt LED modules generate an exceptionally homogeneous light distribution on both sides and can be switched between eight different operating modes using an integrated button. These include both a four-step dimmer and a differentiated brightness control between uplight and downlight function.

MAVEN is available in three different sizes. The light output is oriented towards sophisticated object lighting and modern home lighting.

Design: OLIGO



COLOURS



Matt chrome /
Matt chrome



Graphite /
Graphite



Matt white /
Chrome



Matt white /
Matt white

PRODUCT

MAVEN L

Type	lm	K	W	Framing colour	Body colour	Item number
LED	2x 1260	2700	28.8	Matt chrome	Matt chrome	40-874-62-06
				Graphite	Graphite	40-874-63-11
				Chrome	Matt white	40-874-61-21
				Matt white	Matt white	40-874-60-21
LED	2x 1260	3000	28.8	Matt chrome	Matt chrome	40-874-32-06
				Graphite	Graphite	40-874-33-11
				Chrome	Matt white	40-874-31-21
				Matt white	Matt white	40-874-30-21

FEATURES

Wall luminaire

Up- / Downlight
Length: 165, 290 oder 415 mm
Protection class 1

Lighting control and dimming

Variable light distribution (8 modes)
via push button
Memory function

Output data

100-240 V / 50-60 Hz / 24 V DC /
LED / CRI >80
Energy efficiency class: A+

Variants: 2700 K / 3000 K

MAVEN S: 2x 420 lm / 9.6 W

MAVEN M: 2x 840 lm / 19.2 W

MAVEN L: 2x 1260 lm / 28.8 W

Material

Metal, acrylic glass

Weight

1 / 2 / 3 kg

TECHNICAL INFORMATION

MAVEN S

• 165 •
35 x 130

MAVEN M

• 290 •
35 x 130

MAVEN L

• 415 •
35 x 130

Light distribution
See page 251

MAVEN

Manual brightness control with pre-configured dimming levels

CONVENIENT SWITCHING

A subtle button on the upper side of the luminaire allows you to conveniently adjust the dimming levels. These can be called up in sequence.

When the supply voltage is switched on, the luminaire automatically switches to the last selected operating mode.

The selected mode can be blocked against unwanted alteration through a locking mechanism on the luminaire.





1 top 50 %, bottom 50 %



5 Uplight feature:
75 % light output



2 top 40 %, bottom 40 %



6 top 50 %, bottom 25 %



3 top 25 %, bottom 25 %



7 top 25 %, bottom 50 %



4 top 12 %, bottom 12 %



8 Downlight feature:
75 % light output



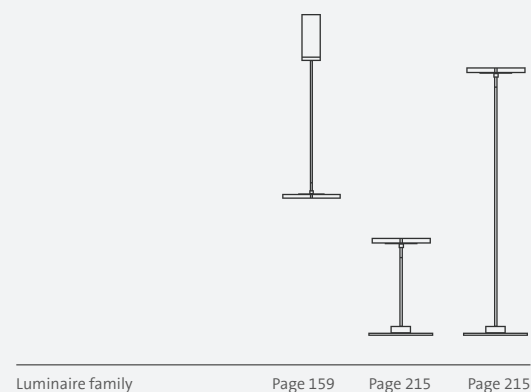
TRINITY

TRINITY

LED

The head of the TRINITY LED wall luminaire comprises two segments which can be rotated separately from one another. Each segment can be separately and continuously adjusted from uplight to downlight. The wall luminaire can be switched and dimmed using a button on the underside of the head. The TRINITY LED luminaire family has been awarded multiple design prizes and also includes floor luminaires, table luminaires and pendant luminaires.

Design: EsserKnop Industriedesigner



LED
INTEGRATED



FEATURES

Wall luminaire

Light segments can be rotated through 320° independently from one another
Protection class 1

Lighting control and dimming

Integrated dimmer switch
Memory function

Output data

100-240 V / 50-60 Hz / 24 V DC /
LED / 2700 K / 1300 lm / 18 W /
CRI >80
Energy efficiency class: A+

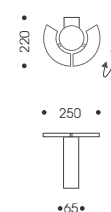
Material

Metal, acrylic glass

Weight

2.0 kg

TECHNICAL INFORMATION



Light distribution
See page 251

COLOURS



Matt chrome



Graphite

PRODUCT

Type	lm	K	W	Colour	Item number
LED	1300	2700	18	Matt chrome	40-896-10-06
				Graphite	40-896-10-11






A LITTLE BIT

A LITTLE BIT

LED

The A LITTLE BIT LED wall luminaire is a very flexible lighting solution in a small format. The elegant luminaire head made from aluminium integrates a glass lens which can be focused between 20° and 60°. For a particularly harmonious light distribution, the high quality lens body has been finished separately with a texture on the inside. A touch dimmer on the rear of the head allows for continuous adjustment of the brightness. It is saved using a memory function and is also retained after disconnection from the power supply. The flexible arm allows the luminaire head to be angled however you like. A LITTLE BIT is also available as a table luminaire and floor luminaire.

Design: OLIGO



FEATURES

Wall luminaire

Surface mounted version with 2.5 m cable
Recessed version with wall disc

Flexible arm, glass lens
Focusable light output 20°-60°
Protection class 2

Lighting control and dimming

Integrated dimmer switch
Memory function

Output data

220-240 V / 50-60 Hz / 24 V DC /
LED / 3000 K / 550 lm / 9 W / CRI >90
Energy efficiency class: A

Material

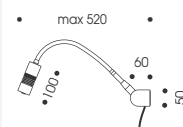
Metal, textile cover

Weight

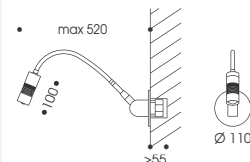
0.7 kg

TECHNICAL INFORMATION

Surface mounted version with cable



Recessed version with wall disc



Installation

Junction box (Ø 68 x 61 mm)
required on site

COLOUR



Chrome



Matt chrome

PRODUCT

Surface mounted version with cable

Type	lm	K	W	Head colour	Item number
LED	550	3000	9	Chrome	40-898-23-23
				Matt chrome	40-898-24-23

PRODUCT

Recessed version with wall disc

Type	lm	K	W	Head colour	Item number
LED	550	3000	9	Chrome	40-898-43-23
				Matt chrome	40-898-44-23

JUST A LITTLE







JUST A LITTLE

JUST A LITTLE

LED

The delicate and efficient JUST A LITTLE LED wall luminaire is suitable for living spaces as well as for challenging projects. The flexible metal tube and the even light scene make JUST A LITTLE a multi-functional and modern light source. The luminaire is also available as a decorative table luminaire.

Design: OLIGO



Luminaire family

Page 225

LED
INTEGRATED



FEATURES

Wall luminaire
Spotlight
Glass lens
Non-dimmable

Output data
Recessed version with wall disc:
100-240 V AC / 50-60 Hz / LED /
3000 K / 200 lm / 4 W / CRI >85
Protection class 1

Housing version with toggle switch:
100-240 V AC / 50-60 Hz / LED /
3000 K / 200 lm / 4 W / CRI >85
Protection class 1

Housing version with toggle switch
and 1.5 m cable:
230 V AC / 50 Hz / LED / 3000 K /
200 lm / 4 W / CRI >85
Protection class 2

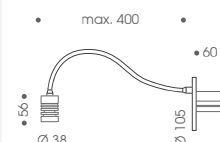
Energy efficiency class: A

Material
Metal, glass

Weight
0.7 kg

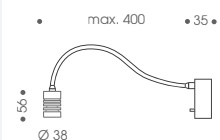
TECHNICAL INFORMATION

Recessed version with wall disc

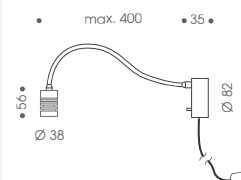


Installation
Junction box (Ø 68 x 61 mm)
required on site

Housing version with toggle switch



Housing version with toggle switch
and 1.5 m cable



PRODUCT

Recessed with wall disc

Type	lm	K	W	Wall disc colour	Item number
LED	250	3000	4	Matt chrome	40-893-13-12
				Matt white	40-893-12-12

PRODUCT

Housing with toggle switch

Type	lm	K	W	Housing colour	Item number
LED	250	3000	4	Matt chrome	40-893-21-12

Housing with toggle switch and 1.5 m cable

Type	lm	K	W	Housing colour	Item number
LED	250	3000	4	Matt chrome	40-893-31-12



LX 2

LX 2

LX 2 is a cuboid luminaire with an elegant and minimalist design. The luminaire head is covered on both sides with a satin finished glass pane which emits soft light directed upwards and downwards in equal parts. With the help of this classic wall luminaire, you can optically structure walls and showcase wall coverings.

Design: Ralf Keferstein



EXTERNALLY DIMMABLE LED READY ECO READY

FEATURES

Wall luminaire
Uplight/downlight
Toolless lamp change
Protection class 1

Lighting control and dimming
Dimmable according to the lamp manufacturer's information

Output data
230 V / G 9 / QT 14 max. 75 W
Energy efficiency class: A++ to E

Material
Metal, borosilicate glass

Weight
0.6 kg

TECHNICAL INFORMATION

• 120 x 100 •

COLOURS

Matt chrome

Brushed Aluminium

PRODUCT			
Socket	Suitable for	Shade colour	Item number
G 9	230 V retrofit or halogen	Matt chrome	40-920-10-06
		Brushed Aluminium	40-920-10-12

Lamps from page 231

PROJECT





BRAUHAUS, INGELHEIM
PLANUNG: WWW.LICHT-SCHMELZER.DE



PROJECT

PROJECT

The even light output in the form of a conical beam of light on both sides characterises the PROJECT wall luminaire. The designs with a metallic or bright black lampshade create a reflection on the wall and thus – without dazzling – provide a modern and refined ambiance. The satin finished glass shades in white or pineapple colour options generate a diffuse, softer light scene.

Design: Ralf Keferstein

EXTERNALLY
DIMMABLE

LED
READY

ECO
READY



FEATURES

Wall luminaire
Uplight / downlight
Toolless lamp change
Protection class 1

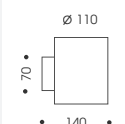
Lighting control and dimming
Dimmable according to the lamp
manufacturer's information

Output data
230 V / G 9 / QT 14 max. 75 W
Energy efficiency class: A++ to E

Material
Metal, borosilicate glass

Weight
1.4 kg

TECHNICAL INFORMATION



COLOURS



Chrome



Brushed
Aluminium



Matt white



Pineapple

PRODUCT

Metal shade

Socket	Suitable for	Body / Shade colour	Item number
G 9	230 V retrofit or halogen	Chrome / Chrome	40-918-10-05/05
		Brushed aluminium /	
		Brushed aluminium	40-918-10-12/12

Lamps from page 231

PRODUCT

Glass shade

Socket	Suitable for	Body / Shade colour	Item number
G 9	230 V retrofit or halogen	Matt chrome /	
		Matt white	40-918-10-06/21
		Brushed aluminium /	
		Matt white	40-918-10-12/21
		Matt chrome /	
		Pineapple	40-918-10-06/32
		Brushed aluminium /	
		Pineapple	40-918-10-12/32

Lamps from page 231



PROJECT VERTICAL

PROJECT VERTICAL

The PROJECT VERTICAL wall luminaire is particularly suitable for installation in hallways, stairwells and other generously dimensioned living areas. Two lamps located in a glass cylinder ensure the necessary light intensity. They illuminate the glass shade evenly and provide a decorative light scene on the wall, ceiling and floor.

Design: Ralf Keferstein

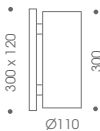
▲ EXTERNALLY DIMMABLE **LED** READY **ECO** READY



FEATURES

- Wall luminaire**
Uplight/downlight
Toolless lamp change
Protection class 1
- Lighting control and dimming**
Dimmable according to the lamp manufacturer's information
- Output data**
230 V / G 9 / 2x QT 14 max. 75 W
Energy efficiency class: A++ to E
- Material**
Metal, borosilicate glass
- Weight**
2.0 kg

TECHNICAL INFORMATION



PRODUCT

Socket	Suitable for	Body / Shade colour	Item number
2x G 9	230 V retrofit or halogen	Brushed aluminium /	
		Matt white	40-918-30-12/21

Lamps from page 231



SMART

SMART

A slender body made from solid, brushed aluminium surrounds the satin finished glass tube of the SMART wall luminaire and gives it a high quality, timeless appearance. The glass cylinder in white and champagne colour options emits the light upwards and downwards in equal parts and forms a symmetrical light scene on the wall. The graceful wall luminaire can be fitted with energy efficient high voltage lamps.

Design: Ralf Keferstein



EXTERNALLY
DIMMABLE

LED
READY

ECO
READY



FEATURES

Wall luminaire
Uplight / downlight
Protection class 1

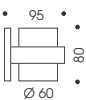
Lighting control and dimming
Dimmable according to the lamp manufacturer's information

Output data
230 V / G 9 / QT 14 max. 60 W
Energy efficiency class: A++ to E

Material
Metal, glass

Weight
0.6 kg

TECHNICAL INFORMATION



PRODUCT

Socket	Suitable for	Body / Shade colour	Item number
G 9	230 V retrofit or halogen	Brushed aluminium / Matt white	40-908-10-12/21

Lamps from page 231



KELVEEN



MAGENTA FILTER



WITHOUT FILTER

KELVEEN spotlights can be equipped with dichroic filters to create exciting coloured lighting environments for walls and hallways.

No tools are needed to position the filter disk directly above the LED boards. A magnetically fastened glass lens holds the filter securely in place.

The result is an attractive multicoloured light pattern:



Red filter



Yellow filter



Green filter



Magenta filter



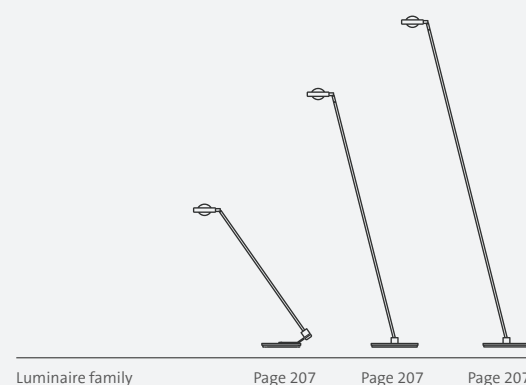
Blue filter

KELVEEN

LED

A striking feature of KELVEEN is the high quality glass lens which is available with two beam angles as a spot (40°) or floodlight (90°). The spotlight is suitable for wall and ceiling installation. Thanks to the freely movable luminaire head, it can be individually adjusted to suit the actual lighting requirements. The lighting effect can additionally be adjusted using a dichroic filter which can be inserted. KELVEEN is also available as system LED spotlight for track and plug contact installation and as table luminaires and floor luminaires.

Design: OLIGO



LED
INTEGRATED



FEATURES

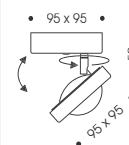
Wall / ceiling luminaire
Spotlights
Rotatable / swivelling
Non-dimmable
Protection class 1

Output data
220-240 V / 50-60 Hz / 24 V / LED /
3000 K / 850 lm / 9.5 W / 40° or
90° / CRI >90
Energy efficiency class: A+

Material
Aluminium, thermoplastic, glass
lens

Weight
0.6 kg

TECHNICAL INFORMATION



Light distribution
See page 250

ACCESSORY

Type	Size (mm)	Colour	Item number
Dichroic filter	Ø 50	Red	62-222-10-24
		Yellow	62-222-10-33
		Green	62-222-10-35
		Blue	62-222-10-37
		Magenta	62-222-10-46

PRODUCT

Type	lm	W	Beam angle	Body colour	Item number
LED	850	9.5	40°	Matt white	41-869-10-21
			90°	Matt white	41-869-11-21



LEVEL

LEVEL

Balanced proportions and gimbal-mounted luminaire heads characterise the design of the LEVEL spotlights. They can move freely and can be positioned individually. The spotlight is suitable for the use of LED retrofits and fulfils the current requirements for an energy-saving lighting solution.

Design: Ralf Keferstein

EXTERNALLY
DIMMABLE

LED
READY



FEATURES

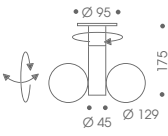
Ceiling luminaire
Spotlight
Rotatable / gimbal mounted heads
Protection class 1

Lighting control and dimming
Dimmable according to the lamp
manufacturer's information

Output data
230 V / GZ 10 / QPAR 111 /
max. 2x 75 W
Energy efficiency class: A++ to E


Material
Aluminium

TECHNICAL INFORMATION



Weight
0.5 kg

COLOURS



Chrome Matt chrome Matt white

PRODUCT

Socket	Suitable for	Colour	Item number
2x GZ 10	230 V retrofit or halogen	Chrome	41-905-21-05
		Matt chrome	41-905-21-06
		Matt white	41-905-21-21

Lamps from page 231



TWIN LANE

TWIN LANE

Circular shapes and a symmetrical base structure define the design of the TWIN LANE spotlight. The spotlight heads are gimbal-mounted so that almost any point in the room can be lit. Alongside the modest shapes, the luminaire offers high operational reliability since the thermal separation between the luminaire head and the upstream transformer has been taken into account in a separate housing.

TWIN LANE is suitable for the use of LED retrofits and fulfils the current requirements for an energy-saving lighting solution.

Design: OLIGO

EXTERNALLY DIMMABLE LED READY



FEATURES

Ceiling luminaire
Rotatable / gimbal mounted heads

Lighting control and dimming
Dimmable according to the lamp manufacturer's information

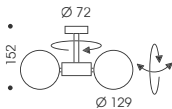
Output data
230 V / 50-60 Hz / 12 V / G 53 / QR-LP 111 / max. 2x 35 W
Energy efficiency class: A to C

230 V / GZ 10 / QPAR 111 / max. 2x 75 W
Energy efficiency class: A++ to E

Material
Aluminium

Weight
0.8 kg

TECHNICAL INFORMATION



COLOURS



Chrome Matt chrome Matt white

PRODUCT

Socket	Suitable for	Colour	Item number
2x G 53	12 V halogen	Chrome	41-866-20-05
		Matt chrome	41-866-20-06
		Matt white	41-866-20-21
2x GZ 10	230 V retrofit or halogen	Chrome	41-866-10-05
		Matt chrome	41-866-10-06
		Matt white	41-866-10-21

Lamps from page 229

ICE







ICE

FINGERHAUS - MUSTERHAUS AVEO, FRANKENBERG

ICE

The rotatable and swivelling luminaire head of the ICE spotlight allows for precise lighting of a wide variety of objects and surfaces, even from large distances. ICE is suitable for the use of halogen and LED retrofit lamps and fulfils the current requirements for an energy-saving lighting solution.

Design: Ralf Keferstein

▲ EXTERNALLY
DIMMABLE

LED
READY



FEATURES

Wall / ceiling luminaire
Spotlights
Rotatable / swivelling
Externally dimmable
Protection class 1

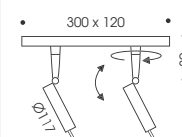
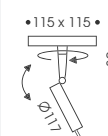
Lighting control and dimming
Dimmable according to the
lamp manufacturer's information

Output data
230 V / GZ 10 / QPAR 111 /
1x/2x max. 75 W
Energy efficiency class: A++ to E

Material
Aluminium

Weight
0.9 / 1.4 kg

TECHNICAL INFORMATION



SHAPES AND COLOURS



Matt white
single



Matt white
double



Matt chrome
single



Matt chrome
double

PRODUCT

Socket	Suitable for	Colour	Item number
1x GZ 10	230 V retrofit or halogen	Matt chrome	41-916-10-06
		Matt white	41-916-10-21
2x GZ 10	230 V retrofit or halogen	Matt chrome	41-916-20-06
		Matt white	41-916-20-21

Lamps from page 231



GATE B SEVEN

GATE B SEVEN

Compact dimensions in a technical and elegant design have made GATE B SEVEN a timeless classic in private and commercial halogen lighting in many countries. The spotlight is suitable also for the use of LED retrofits and fulfils the current requirements for an energy-efficient lighting solution. The appearance and light scene can be varied using decorative rings and other accessories.

Design: Ralf Keferstein

EXTERNALLY
DIMMABLE

LED
READY



R 2 decorative ring accessory

FEATURES

Wall / ceiling luminaire
Spotlights
Rotatable / swivelling
Externally dimmable
Protection class 1

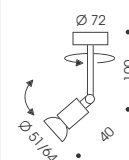
Lighting control and dimming
Dimmable according to the lamp
manufacturer's information

Output data
230 V / GZ 10 / QPAR 51/64
max. 50/75 W
Energy efficiency class: A++ to E

Material
Aluminium

Weight
0.5 kg

TECHNICAL INFORMATION



ACCESSORY

Type	Colour	Material	Item number
R2 decorative ring	Chrome	Metal	62-202-10-05
	Matt chrome	Metal	62-202-10-06
	Brushed Aluminium	Metal	62-202-10-12

PRODUCT

Socket	Suitable for	Colour	Item number
GZ 10	230 V retrofit or halogen	Matt chrome	41-973-10-06

Lamps from page 231

ACCESSORY (For halogen lamps only)

Type	Colour	Material	Item number
S 2 shade	White	Glass	62-212-10-21
	Silver	Metal	62-212-11-45
S 3 shade	White	Temperature resistant foil	62-213-10-21
Anti-glare shutters*	Matt chrome	Metal	62-232-10-06
	Black	Metal	62-232-10-23

* Two anti-glare shutters may be combined.

ZUBEHÖR



R 2 decorative
ring

S 2 shade

S 3 shade

Anti-glare
shutters



BEAMY UP

LED novelty

A little science fiction has made its way to the present: BEAMY UP brightens a room like a starship racing through space. What's more, thanks to indirect beam emission, this fascinating light experience is completely glare-free. With its light colour of 2700 K, this ceiling luminaire is perfect for use in living areas in particular. BEAMY UP can be dimmed externally using many of the latest phase-cut dimmers.

Design: OLIGO

EXTERNALLY
DIMMABLE

LED
INTEGRATED



FEATURES

Ceiling luminaire
Indirect beam emission
Protection class 1

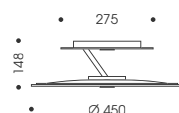
Lighting control and dimming
Externally dimmable with phase-cut dimmer
Accessories for external control: from page 238

Output data
230 V AC / 50-60 Hz / 2700 K / 4000 lm / 54 W / CRI >90
Energy efficiency class: A

Material
Aluminium

Weight
5.3 kg

TECHNICAL INFORMATION



PRODUCT

Type	lm	K	W	CRI	EEC	Colour	Item number
LED	4000	2700	54	>90	A	Matt white	41-857-10-21




GATSBY

GATSBY

New: High voltage LED

The elegant aluminium head of the SIR GATSBY pendant luminaire is finished in a laborious manufacturing process and shines with a high quality chrome surface. The combination of a gently curved satin-finish glass pane and an LED board results in perfectly homogeneous light distribution. The luminaires can be dimmed using many of the latest phase-cut dimmers.

Design: Ralf Keferstein



Luminaire family

Page 161

EXTERNALLY
DIMMABLE

LED
INTEGRATED



FEATURES

Ceiling luminaire
Ambient light
Protection class 1

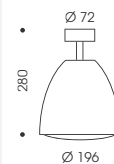
Lighting control and dimming
Externally dimmable with phase-cut dimmer
Accessories for external control: from page 238

Output data
230 V AC / 50-60 Hz / 2700 K /
840 lm / 18 W / CRI >90
Energy efficiency class: A+

Material
Aluminium, satinierte Glasschale

Weight
3.1 kg

TECHNICAL INFORMATION



PRODUCT

Type	lm	K	W	CRI	EEC	Colour	Item number
LED	840	2700	18	>90	A+	Chrome	41-971-40-05

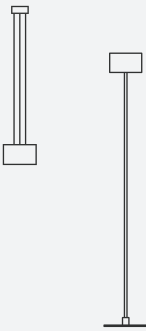


TROFEO

LED

The TROFEO LED ceiling luminaire stands out with sleek elegance and an excellent light scene. Designed in-house for the luminaire, the LED modules generate a warm white, evenly distributed light, refined through a carefully coordinated prismatic pattern. The unique light effect shows to particularly good advantage in the design finished with a leaf gold look. TROFEO is equally suitable for use in living rooms and for the sophisticated property. This LED luminaire family also includes floor luminaires and pendant luminaires.

Design: OLIGO



Luminaire family Page 155 Page 221

LED
INTEGRATED



FEATURES

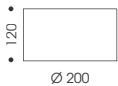
Ceiling luminaire
Protection class 2
Not dimmable

Output data
100-240 V / 50-60 Hz / 24 V DC /
2700 K / 1150 lm / 16 W / CRI >80
Energy efficiency class: A

Material
Metal, acrylic glass

Weight
2.2 kg

TECHNICAL INFORMATION



Light distribution
See page 251

COLOURS



Matt white
(Cream, RAL 9001)



Matt grey



Matt black /
gold leaf



Matt red



Champagne

PRODUCT

Typ	lm	K	W	Colour	Item number
LED	1150	2700	16	Matt white (Cream, RAL 9001)	41-886-14-21
				Matt grey	41-886-13-45
				Matt black / Gold leaf	41-886-10-23
				Matt red	41-886-12-25
				Champagne	41-886-15-42



MODELS



S



M



L

COLOURS



Matt white
(Cream, RAL 9001)



Matt grey



Matt black /
Gold leaf



Matt red



Champagne

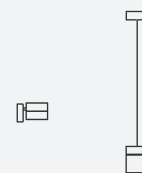
TUDOR

New: High voltage LED

The brilliant light in combination with a very even light scene is characteristic of this latest generation of LED luminaires. The light shines with soft diffusion and gentle tapering off at the edges.

With a luminous flux of 850 lumen and a warm white light tone of 2700 K, TUDOR luminaires offer cosy brightness. Luminaires can be dimmed externally using many of the latest phase-cut dimmers.

Design: OLIGO



Luminaire family

Page 41

Page 153

EXTERNALLY DIMMABLE LED INTEGRIERT



FEATURES

Ceiling luminaire

Length: 95, 140 or 185 mm
Protection class 1

Lighting control and dimming

Externally dimmable with phase-cut dimmer

Accessories for external control:
from page 238

Output data

220-230 V / 50-60 Hz / 2700 /
16 W / CRI >90

Energy efficiency class: A+

Variants:

TUDOR S: 850 lm

TUDOR M: 800 lm

TUDOR L: 750 lm

Material

Metal

Weight

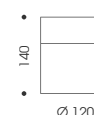
0.9 / 1.0 / 1.2 kg

TECHNICAL INFORMATION

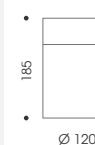
TUDOR S



TUDOR M



TUDOR L



Light distribution
See page 251

PRODUCT

TUDOR S

Typ	lm	K	W	Colour	Item number
LED	850	2700	16	Matt white (Cream, RAL 9001)	41-864-40-21/21
				Matt grey	41-864-40-45/45
				Matt black / Gold leaf	41-864-40-23/10
				Matt red	41-864-40-25/25
				Champagne	41-864-40-42/42

PRODUCT

TUDOR M

Typ	lm	K	W	Colour	Item number
LED	800	2700	16	Matt white (Cream, RAL 9001)	41-864-41-21/21
				Matt grey	41-864-41-45/45
				Matt black / Gold leaf	41-864-41-23/10
				Matt red	41-864-41-25/25
				Champagne	41-864-41-42/42

PRODUCT

TUDOR L

Typ	lm	K	W	Colour	Item number
LED	750	2700	16	Matt white (Cream, RAL 9001)	41-864-42-21/21
				Matt grey	41-864-42-45/45
				Matt black / Gold leaf	41-864-42-23/10
				Matt red	41-864-42-25/25
				Champagne	41-864-42-42/42



DONATA

DONATA

A conically shaped shade made from transparent or satin finished glass defines the timeless design of the DONATA ceiling luminaire. The luminaire generates soft room light and shines downwards at the same time. The luminaire is also suitable for the use of LED retro-fits and fulfils the current requirements for an energy-efficient lighting solution. In addition to the ceiling luminaire, the design is also available in the form of pendant luminaires.

Design: Ralf Keferstein



Luminaire family

Page 173

EXTERNALLY
DIMMABLE

LED
READY

ECO
READY



FEATURES

Ceiling luminaire
Spotlight / ambient light
Protection class 1

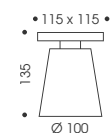
Lighting control and dimming
Dimmable according to the lamp
manufacturer's information

Output data
230 V / G 9 / QT 14 max. 75 W
Energy efficiency class: A++ to E

230 V / GZ 10 / QPAR 51/64
max. 50 W
Energy efficiency class: A++ to D

Material
Aluminium, hand-blown glass

TECHNICAL INFORMATION



Weight
Luminaire: 1.2 kg
Glass shade: 0.5 kg

ZUBEHÖR



Matt white



Champagne



Transparent

PRODUCT

Luminaire

Socket	Suitable for	Item number
G 9	230 V retrofit or halogen	41-909-20-06
GZ 10	230 V retrofit or halogen	41-909-10-06

Lamps from page 231

PRODUCT

Accessory: frosted glass shade, G 9 socket recommended

Colour	Item number
Matt white	94-904-10-21
Champagne	94-904-10-42

Accessory: transparent glass shade, GZ 10 socket recommended

Colour	Item number
Transparent	94-904-10-01



CILINDAR

CILINDAR

The outward appearance of the CILINDAR ceiling luminaire is as sleek as it is fascinating. It is available with a shade made from opaline glass. Alongside the focused light, this also emits a diffused amount into the room.

Design: Ralf Keferstein



FEATURES

Ceiling luminaire
Spotlight / ambient light
Protection class 1

Lighting control and dimming
Dimmable according to the lamp manufacturer's information

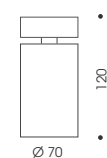
Output data
230 V / GZ 10 / QPAR 51 max. 50 W
Energy efficiency class: A++ to E

230 V / G 9 / QT 14 max. 60 W
Energy efficiency class: A++ to E

Material
Metal, frosted glass

Gewicht
0.7 kg

TECHNICAL INFORMATION



VARIANTS



GZ 10



G 9

PRODUCT

Socket	Suitable for	Shade colour	Item number
GZ 10	230 V retrofit or halogen	Matt white	41-985-10-06/21
G 9	230 V retrofit or halogen	Matt white	41-985-20-06/21

Lamps from page 231



ROUND ABOUT

ROUND ABOUT

ROUND ABOUT wins people over with a clear design in combination with high performance lighting technology. The two designs differ in terms of dimensions and the respective light output. The reflector made from bone china porcelain gives the luminaire an elegant appearance and generates warm light in the room, while the matt chrome version distributes all of the light indirectly via the ceiling.

Design: Ralf Keferstein

EXTERNALLY DIMMABLE
ECO READY



FEATURES

Ceiling luminaire
Ambient light
Protection class 1

Lighting control and dimming
Dimmable according to the lamp manufacturer's information

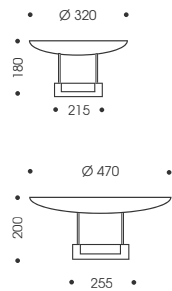
Output data
230 V / R7s 78mm / QT-DE 11/12
max. 150 W
Energy efficiency class: A++ to D

230 V / R7s 118mm / QT-DE 11/12
max. 300 W
Energy efficiency class: A++ to D

Material
Metal, porcelain

Weight
1.7 / 2.6 kg

TECHNICAL INFORMATION



COLOURS



Matt chrome

Matt white

PRODUCT

Socket	Suitable for	Shade colour	Size (mm)	Item number
R7s	230 V halogen / 78 mm	Matt chrome	Ø 320	41-951-10-06/06
		Matt white	Ø 320	41-951-10-06/21
R7s	230 V halogen / 118 mm	Matt chrome	Ø 470	41-951-20-06/06
		Matt white	Ø 470	41-951-20-06/21

Lamps from page 232




SIR CHARLES

SIR CHARLES

The elegant and artistic handling of temperature-resistant dissipative film makes the SIR CHARLES a decorative element which generates harmonious and soft room light. Both on its own and in a flock, the SIR CHARLES cuts a striking and very attractive figure and lights any room softly and pleasantly.

Design: Ralf Keferstein

▲ EXTERNALLY DIMMABLE **LED** READY **ECO** READY



FEATURES

Ceiling luminaire
Ambient light
Can be shortened
Protection class 1

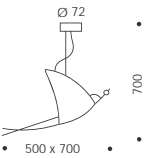
Lighting control and dimming
Dimmable according to the lamp manufacturer's information

Output data
230 V / G 9 / QT 14 max. 75 W
Energy efficiency class: A++ to E

Material
Metal, temperature-resistant film

Weight
0.6 kg


TECHNICAL INFORMATION



PRODUCT

Socket	Suitable for	Item number
G 9	230 V retrofit or halogen	41-923-10-06

Lamps from page 231



FAMILLE FILOU

MADEMOISELLE FILOU


FAMILLE FILOU

EXTERNALLY
DIMMABLE

LED
READY

Alongside FAMILLE FILOU, MADEMOISELLE FILOU is a particular eye catcher in the OLIGO luminaires range. The extravagant design is defined by a standard tea strainer which, in combination with freely movable wings, reminds you of the eyes and proboscis of a fly. FILOU is available as a single example or as a full swarm: in the FILOU family, three or five examples are connected to one another using a shared electricity supply, but they can be positioned individually along the length of the cable.

Design: Sigi Bußinger



FEATURES

Wall / ceiling luminaire
Can be shortened
1 m cable with cable switch
Protection class 2

Lighting control and dimming
Dimmable according to the lamp manufacturer's information

Output data
230 V / E 14 / D45-CS max. 25 W
Energy efficiency class: A++ to E

Material
Metal, plastic, temperature-resistant fabric

Weight
0.2 kg

FEATURES

Wall / ceiling luminaire
Can be shortened
Protection class 2

Lighting control and dimming
Dimmable according to the lamp manufacturer's information

Output data
230 V / E 14 / 3x D45-CS max. 25 W
Energy efficiency class: A++ to E

Material
Metal, plastic, temperature-resistant fabric

Weight
0.7 kg

FEATURES

Ceiling luminaire
Can be shortened
Protection class 2

Lighting control and dimming
Dimmable according to the lamp manufacturer's information

Output data
230 V / E 14 / 5x D45-CS max. 25 W
Energy efficiency class: A++ to E

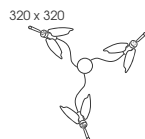
Material
Metal, plastic, temperature-resistant fabric

Weight
0.9 kg

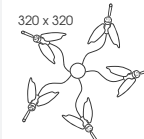
TECHNICAL INFORMATION



TECHNICAL INFORMATION



TECHNICAL INFORMATION



PRODUCT

Socket	Suitable for	Item number
E 14	230 V retrofit or conventional	40-980-10-23

Lamps from page 231

PRODUCT

Socket	Suitable for	Item number
E 14	230 V retrofit or conventional	41-980-10-23

Lamps from page 231

PRODUCT

Socket	Suitable for	Item number
E 14	230 V retrofit or conventional	41-980-20-23

Lamps from page 231



PENDANT LUMINAIRES

SETTING THE SCENE AT TABLES AND COUNTERS.

The right lighting at dining tables or counters has a significant influence on appetite, enjoyment and comfort. Pendant luminaires are an ideal lighting solution here. Hung individually or in series, they light the tabletop brightly and evenly while the people recede into the muted diffused light. With a diffuser in front of the lamp, your light is completely glare-free.

Height adjustable and dimmable variants which can be adjusted individually to suite the actual lighting requirements are particularly convenient. An integrated memory function ensures that the luminaire also automatically switches back to the last brightness value the next time it is switched on.

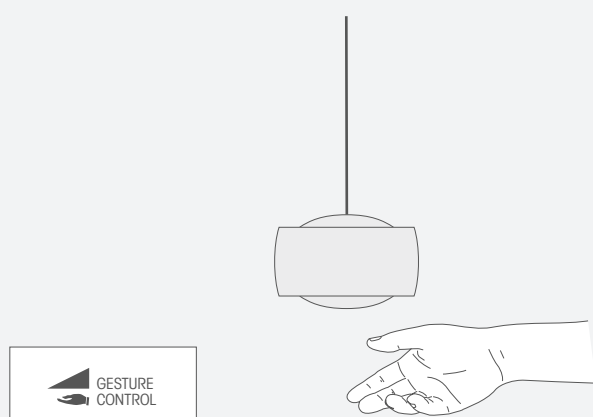
With regard to design and light distribution, pendant luminaires should be adapted to suit the shape of the table. Luminaires with circular shades are suitable for lighting round tables or, arranged in a row, provide a beautiful picture both optically and with regard to lighting technology. Luminaires with an elongated light field are designed for rectangular tabletops and are also perfect for lighting oversized dining tables.

Outside the dining area, complementary wall luminaires can create atmospheric accents in the living room and dining room.

CONTENTS	PAGE
Light control	110
Hidden height adjustment	113
Pendant luminaires	114
Lamps	227
Smart control and dimming accessory	238

CONVENIENTLY CONTROLLING THE LIGHT

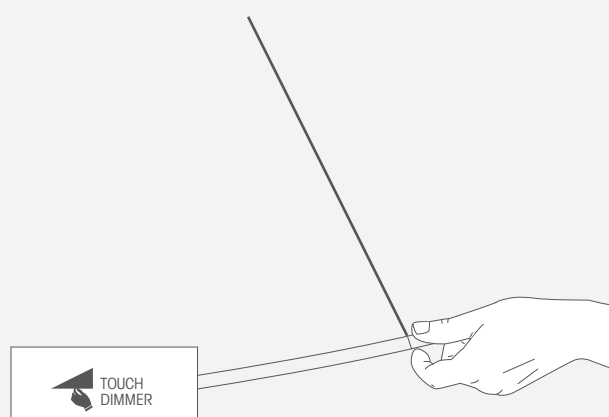
Energy efficiency, maximum flexibility, no visible cables as far as possible and intelligent sensor technology characterise modern lighting in living space and property. Pendant luminaires from OLIGO can be intuitively switched and dimmed in a wide variety of ways.



TOUCHLESS GESTURE CONTROL WITH MEMORY FUNCTION

A subtle hand movement is enough to control the light and makes switching and dimming an almost magical experience. Within a detection area of 10 centimetres, a sensor detects the direction of movement and position of the hand.

The luminaire can be switched on or off using a hand movement near the sensor. If the hand lingers over the sensor for a longer time, the dimmer function is activated.



TOUCH DIMMER WITH MEMORY FUNCTION

With this intuitive form of light control, the brightness of the luminaire is controlled simply by touching the sensor surface.

Switching on and off is done with a brief touch, continuous dimming is done by leaving your hand on the sensor surface for longer. The slightest difference in potential between the luminaire and the person touching it leads to a switching action.

CASAMBI

CASAMBI

Casambi is a free software for the mobile control of single luminaires and lighting systems.

Even existing lighting units and conventional light switches can be integrated into the mobile lighting control system using a switch module which can be retrofitted. Casambi is therefore particularly suitable for retrofitting in existing buildings.

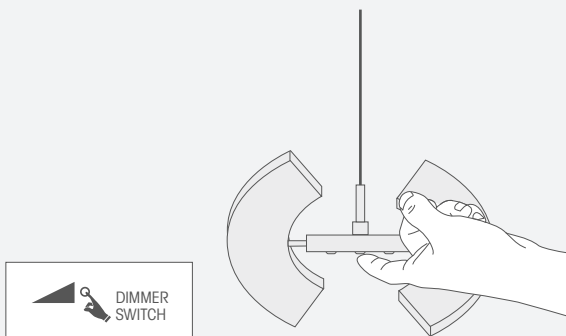
HomeMatic

HOMEMATIC

HomeMatic is a cross-system smart home system for wireless intelligent building control. It is available for retrofitting in the home as well as for new buildings.

The various connected devices such as blinds and heating, access control, security alarm and weather sensors can be conveniently controlled using a smartphone or tablet, via a built-in centre, by remote control or using the PC software.

Some pendant luminaires are equipped ex works with modules that enable smart-home control. Components for integration into lighting control systems are available for many other luminaires.



DIMMER SWITCH WITH INTEGRATED MEMORY FUNCTION

A subtle button, skilfully integrated into the luminaire design serves as a functional control element and allows for continuous dimming and switching of the luminaire. A short press of the button turns the luminaires on and off.

If you hold the dimmer switch pressed for a longer time, the luminaires dim continuously up and down. The integrated memory function recalls the last selected dimming level when the luminaires are turned on.



EXTERNAL WALL DIMMER

Luminaires equipped with a constant-current switch-mode power unit can be controlled using many of the current phase cut dimmers.

Here, one should particularly take into account the required minimum dimmer load. Manufacturers' instructions often also contain information on the maximum number of electronic ballasts per dimmer, which may not be exceeded.

Luminaires can be integrated into a smart-home environment using externally mounted dimming actuators that are controlled either wirelessly or hard-wired.

Depending on the lamps they use, luminaires equipped with conventional lighting technology can be dimmed with different types of dimmers. Also depending on the type of lamp in question, a phase dimmer will need to be mounted with either a leading or trailing edge control.

Most of the LED retrofit lamps available on the market utilise a compact switch-mode power supply unit in order to enable direct operation on a 230 V grid.

The majority of these lamps are designed for leading or trailing edge phase dimmer control, which means they can be dimmed using most of the conventional dimmers on the market. Such lamps are labelled "Dimmable".



RIO suspension unit for multi-flame luminaires

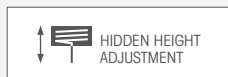
HIDDEN HEIGHT ADJUSTMENT FEATURE

Selected pendant luminaires come with a convenient pulley operated height adjustment system. The new canopies and suspension units enable smooth and infinitely variable height adjustment with a large adjustment range of 1.60 metres.



A LOOK INSIDE 🔍

The height adjustment feature is made possible by a sophisticated mechanical system and extremely compact cable routing.



PERFECT FOR ANY SITUATION

Cable length can be flexibly adjusted in order to meet individual needs and the requirements associated with any interior set-up. For example, height can be adjusted by pulling either the cable or the luminaire head. Whether it's an historical half timbered-frame house or a fashionable loft – the luminaire blends in splendidly with all residential environments and thus makes it a trusty companion in just about every room.

AS FLEXIBLE AS CAN BE

The height adjustment unit is integrated into the canopy, which means it cannot be seen. If you need some extra space above a table on the spur of the moment (e.g. for a vase, fancy table decorations, or to pack a large present), you can simply push up the luminaire head and then pull it back down again to the desired height when you're finished.

The luminaire concept is also perfect for use above tables with an ergonomic height adjustment feature, as the luminaire can be easily adjusted to any table height.

TECHNICAL FINESSE

The suspension cable has a special covering that feels good to the touch and also protects the cable against damage.

Kevlar threads woven into the inside of the cable ensure the required tensile strength and durability.

THE RIGHT DIMENSIONS

Tables are usually between 70 and 80 cm high. It is recommended that pendant luminaires are suspended approximately 60 cm above a table. The suspension length can be adjusted from a minimum of 70 cm to a maximum of 2.30 m.

Given these measurements, the luminaires can easily be installed in rooms with a ceiling height ranging from approximately 2.00 m to 3.70 m.

PENDANT LUMINAIRES

OVERVIEW

LED LUMINAIRES



RIO
Page 116 ff



GRACE
Page 124 ff



GRACE
Page 129



BALINO
Page 134 ff



DECENT
Page 142 ff



TUDOR
Page 148 ff



TROFEO
Page 155



TRINITY
Page 159



SIR GATSBY
Page 161



LISGO SKY SHORT
Page 163



LISGO SKY STRAIGHT
Page 165

LUMINAIRES WITH CONVENTIONAL FITTINGS



GRACE
Page 131




GRACE
Page 133




BALINO
Page 141



PULL-IT
Page 167



PULL-IT
Page 169



DONATA
Page 173



ECOLINO GRANDE
Page 171



EBBYGO
Page 177

RIO

OVERVIEW OF TYPES AND COLOURS

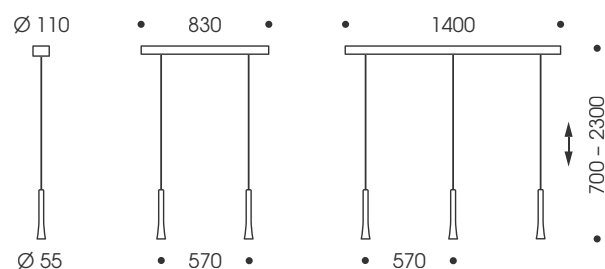


PENDANT LUMINAIRE INSTALLATION AND OPERATING OPTIONS

The RIO luminaire is available in several different versions, all of which come with an external wall dimmer as an accessory. Modules for external control via Casambi or HomeMatic are also available.

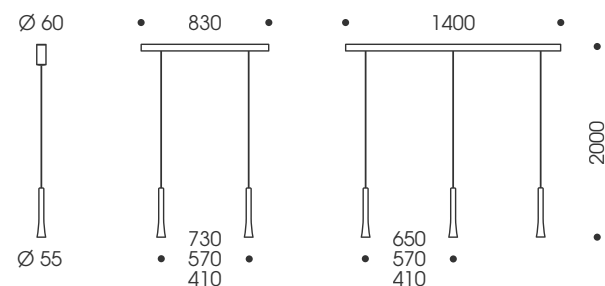
Surface-mounted version with hidden height adjustment

2-flame and 3-flame model in a modular design that enables free selection of colour combinations; luminaire as a whole can be dimmed externally (accessories for this must be ordered separately).



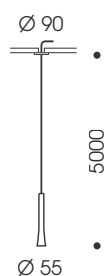
Surface-mounted version without height adjustment; can be shortened

2-flame and 3-flame model with variable adjustment of distance between suspension points; luminaire as a whole can be dimmed externally (accessories for this must be ordered separately).



Recessed version without height adjustment; can be shortened

Can be dimmed externally (accessories for this must be ordered separately).



SOFT TOUCH — THE PURE PLEASURE OF COLOUR

The RIO range consists of minimalistic LED pendant luminaires with a perfect hand-made surface finish. The slim cone-shaped luminaire shades are made of solid aluminium. Seven of the nine colour tones have a special soft touch surface.

A special procedure is used to apply a shimmering matt finish to the body of the luminaire. The surface shimmers in smooth shades depending on the incidence of light.

COLOUR OPTIONS



This luminaire series is also available with the classic matt white and matt black surfaces.



RIO

LED novelty with hidden height adjustment feature

Shape, colour, material and light quality – the RIO LED luminaire range combines all of the features of high quality luminaire design. RIO luminaires have a special soft-touch surface. This surface shimmers in soft running shades depending on the angle of incidence. The luminaire is also available in a black and white matt finish.

The canopy in the multi-flame version enables colours to be combined as desired in the suspended heads. The luminaire can be dimmed externally using many of the current phase cut dimmers.

Design: OLIGO

 EXTERNALLY DIMMABLE

 LED INTEGRATED

 HIDDEN HEIGHT ADJUSTMENT



PENDANT LUMINAIRE, single, integrated suspension unit

Pendant luminaire
Hidden height adjustment, see page 113 for details
Height adjustable 700 - 2300 mm
Protection class 1

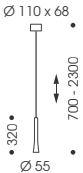
Lighting control and dimming
Externally dimmable with phase cut dimmer
Accessories for external control available from page 238

Output data
220-240 V / 50-60 Hz / 34.5 V DC / 300 mA /
2700 K / 1050 lm / 11.2 W / CRI >90 /
Energy efficiency class: A+

Material
Metal, glass

Weight
1.8 kg

Light distribution
See page 251



PRODUCT

Typ	K	lm	W	EEC	Colour	Item number
LED	2700	1050	11.2	A+	Pearl silver	42-861-40-06
					Satin copper	42-861-40-15
					Atlantic blue	42-861-40-38
					Patagonia spring	42-861-40-36
					Red velvet	42-861-40-25
					Brazilian brown	42-861-40-41
					Espresso	42-861-40-48
					Matt white	42-861-40-21
					Matt black	42-861-40-23

CANOPIES

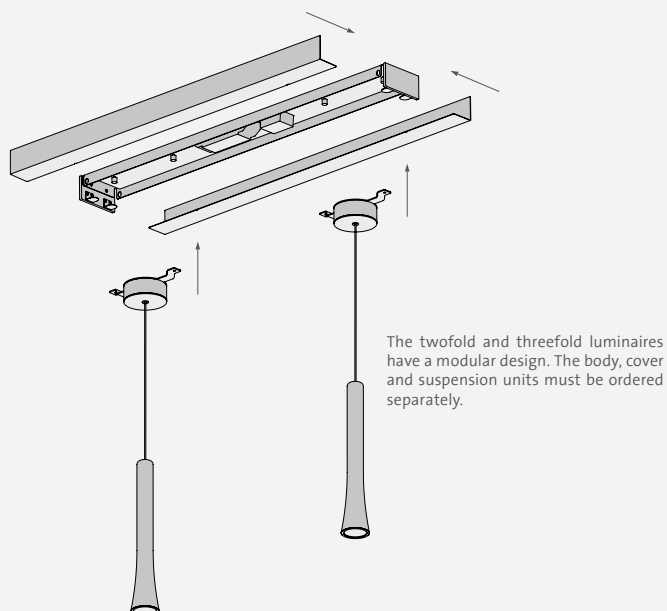


Single



Twofold / Threefold

The canopy for single luminaires always comes in a matt white finish. Different covers are available to choose from for twofold and threefold luminaires. The sides of the canopies always come in a matt white finish.



PENDANT LUMINAIRE, twofold or threefold, modular

Pendant luminaire

Order 1 body and 1 cover separately for each canopy
Order the suspension units separately
Hidden height adjustment, see page 113 for details
Height adjustable 700 - 2300 mm
Protection class 2

Lighting control and dimming

Externally dimmable with phase cut dimmer
Accessories for external control available from page 238

Output data

Canopy: 220-240 V / 50-60 Hz / 34.5 V DC
Suspension unit: 2700 K / 1050 lm / 11.2 W /
CRI >90 / Energy efficiency class: A+

Material

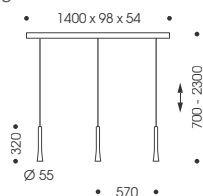
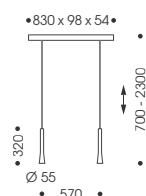
Canopy: Metal, polyester
Suspension unit: Metal

Weight

Canopy (twofold): 2.9 kg
Canopy (threefold): 4.9 kg
Suspension unit: 1.2 kg

Light distribution

See page 251



PRODUCT

Canopy



Type	Power supply	Item number
Twofold body	Constant current / 2x 300 mA	63-506-10-21
Threefold body	Constant current / 3x 300 mA	63-506-20-21

Type	Colour	For twofold body	For threefold body
Cover (1 pair)	Chrome	62-506-10-05	62-506-20-05
	Brushed aluminium	62-506-10-12	62-506-20-12
	Matt white	62-506-10-21	62-506-20-21

PRODUCT

Suspension unit

Type	K	lm	W	EEC	Colour	Item number
LED	2700	1050	11.2	A+	Pearl silver	42-861-50-06
					Satin copper	42-861-50-15
					Atlantic blue	42-861-50-38
					Patagonia spring	42-861-50-36
					Red velvet	42-861-50-25
					Brazilian brown	42-861-50-41
					Espresso	42-861-50-48
					Matt white	42-861-50-21
					Matt black	42-861-50-23

COLOURS



Pearl silver



Satin copper



Atlantic blue



Patagonia spring



Red velvet



Brazilian brown



Espresso



Matt white



Matt black



RIO

CANOPIES



Luminaires with a matt white head have a matching canopy. All other colours have brushed aluminium canopies.

COLOURS



RIO

LED

Form, colour, materials and light quality – the RIO LED luminaire series combines all the attributes of high-quality luminaire design. RIO luminaires have a special soft-touch surface. The surface shimmers in smooth shades depending on the incidence of light. The luminaire is also available in a black and white matt finish.

With its fine-adjustment feature, the canopy in the multi-flame version makes installation even easier. The luminaire can be dimmed externally using many of the latest phase-cut dimmers.

Design: OLIGO

EXTERNALLY DIMMABLE
LED INTEGRATED



FEATURES

Pendant luminaire
Can be shortened
Protection class 2

Lighting control and dimming
Externally dimmable with phase cut dimmer
Accessories for external control available from page 238

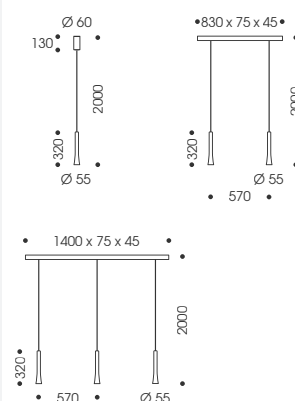
Output data
220-240 V / 50-60 Hz / 34.5 V DC /
300 mA / 2700 K / CRI >90
Energy efficiency class: A+

Variants:
1x / 2x / 3x 1050 lm /
11.2 / 22.4 / 33.6 W

Material
Metal

Weight
1.0 / 4.1 / 6.4 kg

TECHNICAL INFORMATION

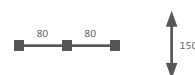


Special length
Suspension cable up to 5 m available upon request

Light distribution
See page 251

CANOPIES

with multiple suspension points



The twofold and threefold canopies offer a particular advantage. For each suspension there are three installation points to choose from for horizontal alignment. At the same time, the suspension lengths can be adjusted by up to 150 mm.

PRODUCT

Type	K	CRI	EEC	Head colour	Canopy colour	1x 1050 lm / 11,2 W	2x 1050 lm / 22,4 W	3x 1050 lm / 33,6 W
LED	2700	>90	A+	Pearl silver	Brushed aluminium	42-861-10-06	42-861-20-06	42-861-30-06
				Satin copper	Brushed aluminium	42-861-10-15	42-861-20-15	42-861-30-15
				Atlantic blue	Brushed aluminium	42-861-10-38	42-861-20-38	42-861-30-38
				Patagonia spring	Brushed aluminium	42-861-10-36	42-861-20-36	42-861-30-36
				Red velvet	Brushed aluminium	42-861-10-25	42-861-20-25	42-861-30-25
				Brazilian brown	Brushed aluminium	42-861-10-41	42-861-20-41	42-861-30-41
				Espresso	Brushed aluminium	42-861-10-48	42-861-20-48	42-861-30-48
				Matt white	Matt white	42-861-10-21	42-861-20-21	42-861-30-21
				Matt black	Brushed aluminium	42-861-10-23	42-861-20-23	42-861-30-23



RIO

RIO

LED, for recessed mounting

Form, colour, materials and light quality – the RIO LED luminaire series combines all the attributes of high-quality luminaire design. RIO luminaires have a special soft-touch surface. The surface shimmers in smooth shades depending on the incidence of light. The luminaire is also available in a black and white matt finish.

The cable in the recessed version allows for variable shortening and variable suspension heights, which in turn enables the creation of ensembles and fascinating light objects. The luminaire can be dimmed externally using many of the latest phase-cut dimmers.

Design: OLIGO

EXTERNALLY
DIMMABLE

LED
INTEGRATED

SUSPENSION

One ceiling fixture and one power supply unit are needed for each pendant luminaire
Suspension length max. 5 m, can be shortened
Protection class 1

Lighting control and dimming

Can be dimmed externally if the right combination of power supply unit and dimmer is used

Accessories for external control available from page 238

Output data, depending on power supply unit

220-240 V / 50-60 Hz / 29-37.5 V DC / max. 500 mA / 2700 K / max. 1800 lm / max. 17 W / CRI >90
(power supply unit with 300 mA: 1050 lm / 11 W)
Energy efficiency class: A+

Material

Aluminium

Weight

0.8 kg

Light distribution

See page 251

CEILING FIXTURE

Ø 90 mm
with tension relief

Montage

Mounting opening:
30-55 mm

Material

Metal



EXTERNAL POWER SUPPLY UNIT

85 x 40.4 x 22 mm
Constant current 300 mA
Externally dimmable with phase cut dimmer

Output data

220-240 V AC / 50-60 Hz /
26-43 V DC / 300 mA / 7.8-12.9 W

PRODUCT

Type	K	CRI	EEC	Colour	Item number
LED	2700	>90	A+	Pearl silver	95-861-00-06
				Satin copper	95-861-00-15
				Atlantic blue	95-861-00-38
				Patagonia spring	95-861-00-36
				Red velvet	95-861-00-25
				Brazilian brown	95-861-00-41
				Espresso	95-861-00-48
				Matt white	95-861-00-21
				Matt black	95-861-00-23

PRODUCT

Type	Item number
Matt white	60-461-10-21

PRODUCT

Type	Item number
Power supply 300 mA	60-211-30-10

COLOURS



CEILING FIXTURE / POWER SUPPLY



GRACE

OVERVIEW OF TYPES AND COLOURS



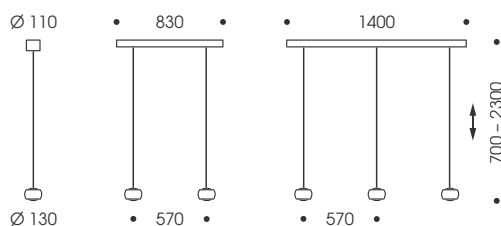
LED PENDANT LUMINAIRE INSTALLATION AND OPERATING OPTIONS

Depending on the model in question, the GRACE pendant luminaire with integrated LED technology offers various options for direct (gesture) and external (Casambi, HomeMatic) lighting control.

LED version

with hidden height adjustment feature

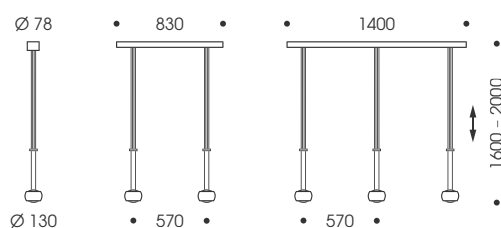
2-flame and 3-flame version in a modular design that enables free selection of colour combinations. Single-head gesture control; optional: luminaire as a whole can be controlled externally – e.g. via Casambi or HomeMatic.



LED version

with suspension unit height adjustment; can be shortened

Single-head gesture control; cannot be dimmed externally.



COLOUR OPTIONS



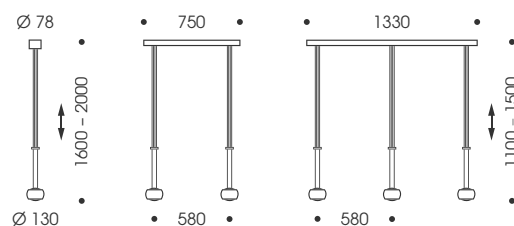
* Surface with soft touch finishing

HALOGEN PENDANT LUMINAIRE INSTALLATION AND OPERATING OPTIONS

The GRACE luminaire with a halogen base is available in several different versions. Depending on the model in question, various options exist for direct (touch dimmer) and external lighting control (accessories for this must be on hand at the installation site).

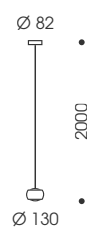
GY 6.35 socket version for 12 V halogen lamps

with suspension unit height adjustment, can be shortened
Single-head touchdimmer or model variant: luminaire as a whole can be dimmed externally (accessories for this must be on hand at the installation site).




G 9 socket version for 230 V retrofit / halogen lamps

without height adjustment; can be shortened
Can be dimmed externally (accessories for this must be on hand at the installation site).



COLOUR OPTIONS



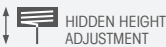
GRACE

LED novelty with hidden height adjustment feature

The timeless GRACE model is considered to be one of the classic decorative pendant luminaires worldwide. The LED version offers energy efficiency and a brilliant lighting effect combined with elegant gesture control. This GRACE version also features a hidden adjustment feature and smart-home options.

The canopy in the multi-flame version enables colours to be combined as desired in the suspended heads.

Design: Ralf Keferstein
Canopy reworking: OLIGO



PENDANT LUMINAIRE, single, integrated suspension unit

Pendant luminaire
Hidden height adjustment, see page 113 for details
Height adjustable 700 - 2300 mm
Protection class 1

Lighting control and dimming
Gesture control
Memory function
Accessories for external control available from page 238

Output data
100-240 V / 50-60 Hz / 24 V DC /
2700 K / 1300 lm / 18 W / CRI >80 /
Energy efficiency class: A

Material
Metal, aluminium, glass

Weight
1.9 kg



PRODUCT

Type	K	lm	W	EEC	Head colour	Item number
LED	2700	1300	18	A	Chrome	G42-931-40-05
					Brushed aluminium	G42-931-40-12
					Bright white	G42-931-40-20
					Satin copper	G42-931-40-15
					Brazilian brown	G42-931-40-41
					Espresso	G42-931-40-48
					Purple grey	G42-931-40-49

CANOPIES

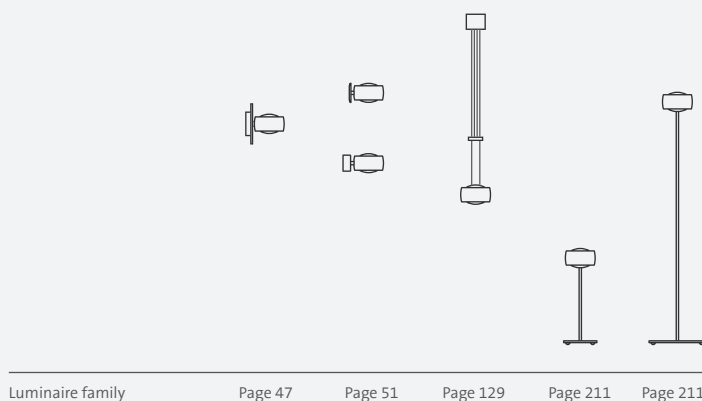
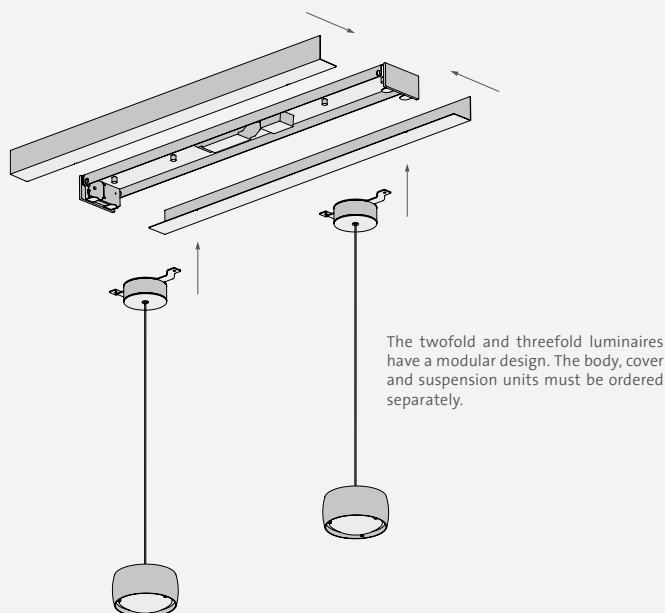


Single



TwoFold / ThreeFold

The canopy for single luminaires always comes in a matt white finish. Different covers are available to choose from for twofold and threefold luminaires. The sides of the canopies always come in a matt white finish.



PENDANT LUMINAIRE, twofold or threefold, modular

Pendant luminaire

Order 1 body and 1 cover separately for each canopy
Order the suspension units separately
Hidden height adjustment, see page 113 for details
Height adjustable 700 - 2300 mm
Protection class 2

Lighting control and dimming

The control mode is set when the luminaire is assembled: gesture control (separate control of individual heads) or smart-home functionality via Casambi or HomeMatic (entire luminaire)
Memory function
Smart-home information and accessories (switches, remote control): from page 238

Output data

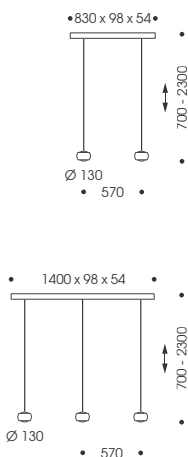
Canopy: 100-240 V / 50-60 Hz / 24 V DC
Suspension unit: 2700 K / 1300 lm / 18 W /
CRI >80 / Energy efficiency class: A

Material

Canopy: Metal, polyester
Suspension unit: Aluminium, glass

Weight

Canopy (twofold): 2.9 kg
Canopy (threefold): 4.9 kg
Suspension unit: 1.3 kg



PRODUCT

Canopy



Type	Light control	Output	Item number
Twofold body	Casambi Modul	40 VA	63-506-14-21
	HomeMatic Modul		63-506-15-21
Threefold body	Casambi Modul	60 VA	63-506-24-21
	HomeMatic Modul		63-506-25-21

Type	Colour	For twofold body	For threefold body
Cover (1 pair)	Chrome	62-506-10-05	62-506-20-05
	Brushed aluminium	62-506-10-12	62-506-20-12
	Matt white	62-506-10-21	62-506-20-21

PRODUCT

Suspension unit

Type	K	lm	W	EEC	Colour	Item number
LED	2700	1300	18	A	Chrome	G42-931-50-05
					Brushed aluminium	G42-931-50-12
					Bright white	G42-931-50-20
					Satin copper	G42-931-50-15
					Brazilian brown	G42-931-50-41
					Espresso	G42-931-50-48
					Purple grey	G42-931-50-49

CASAMBI HomeMatic

COLOURS



Chrome



Brushed aluminium



Bright white



Satin copper



Brazilian brown



Espresso



Purple grey



GRACE

CANOPIES



Single
Chrome



Single
Brushed aluminium



Twofold / Threefold
Chrome



Twofold / Threefold
Brushed aluminium



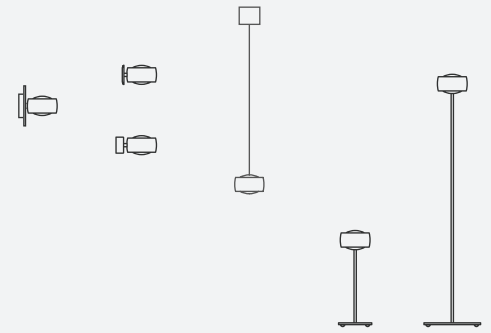
Twofold / Threefold
Matt white

GRACE

LED, height adjustable

Timeless GRACE numbers among the classics of decorative pendant luminaires worldwide. The LED version offers energy efficiency and a brilliant light effect combined with elegant gesture control. The adjustable stay subtly integrated into the suspension allows for continuous height adjustment of the luminaire.

Design: Ralf Keferstein
Canopy reworking: OLIGO



Luminaire family Page 47 Page 51 Page 126 Page 211 Page 211



FEATURES

Pendant luminaire
Height adjustable
Can be shortened
Protection class 1 (single)
Protection class 2 (twofold, threefold)

Lighting control and dimming
Gesture control
Memory function
Not externally dimmable

Output data
100-240 V / 50-60 Hz / 24 V DC /
2700 K / CRI >80
Energy efficiency class: A

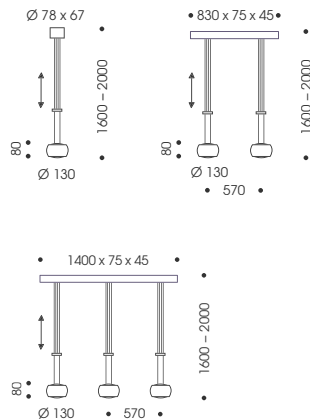
Variants:
1x 1300 lm / 18 W
2x 1300 lm / 36 W
3x 1300 lm / 54 W

Material
Aluminium, satin finished glass
shades

Weight
1.8 / 7.4 / 11.4 kg



TECHNICAL INFORMATION



Special length
Suspension cable up to 5 m available
upon request

Light distribution
See page 250

PRODUCT

Pendant luminaire, single, gesture control

Type	lm	K	W	Head colour	Canopy colour	Item number
LED	1300	2700	18	Chrome	Chrome	G42-931-12-05
				Brushed Alum.	Brushed Alum.	G42-931-12-12
				Bright white	Brushed Alum.	G42-931-12-20
				Satin copper	Brushed Alum.	G42-931-13-15
				Brazilian brown	Brushed Alum.	G42-931-13-41
				Espresso	Brushed Alum.	G42-931-13-48
				Purple grey	Brushed Alum.	G42-931-13-49

PRODUCT

Pendant luminaire, twofold, gesture control

Type	lm	K	W	Head colour	Canopy colour	Item number
LED	2x 1300	2700	36	Chrome	Chrome	G42-931-23-05
				Brushed Alum.	Brushed Alum.	G42-931-24-12
				Bright white	Matt white	G42-931-25-20
				Satin copper	Brushed Alum.	G42-931-24-15
				Brazilian brown	Brushed Alum.	G42-931-24-41
				Espresso	Brushed Alum.	G42-931-24-48
				Purple grey	Brushed Alum.	G42-931-24-49

PRODUCT

Pendant luminaire, threefold, gesture control

Type	lm	K	W	Head colour	Canopy colour	Item number
LED	3x 1300	2700	54	Chrome	Chrome	G42-931-33-05
				Brushed Alum.	Brushed Alum.	G42-931-34-12
				Bright white	Matt white	G42-931-35-20
				Satin copper	Brushed Alum.	G42-931-34-15
				Brazilian brown	Brushed Alum.	G42-931-34-41
				Espresso	Brushed Alum.	G42-931-34-48
				Purple grey	Brushed Alum.	G42-931-34-49

COLOURS



Chrome



Brushed aluminium



Bright white



Satin copper



Brazilian brown



Espresso



Purple grey



GRACE

CANOPIES



Single
Chrome



Single
Brushed aluminium



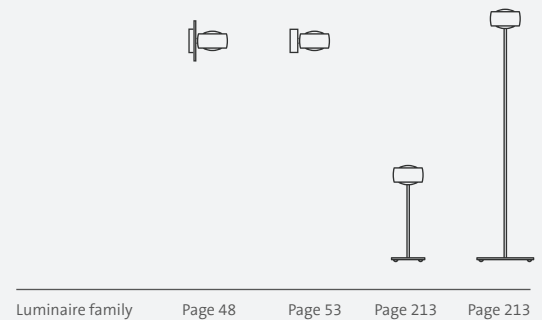
Twofold / Threefold
Matt chrome

GRACE

GY 6.35 socket, height adjustable

Timeless GRACE numbers among the classics of decorative pendant luminaires worldwide. The two lenticular, satin finished shades are surrounded by a luminaire head made from aluminium and ensure even, glare-free illumination. The adjustable stay subtly integrated into the suspension allows for continuous height adjustment of the luminaire. In the model with touch dimmer, touching the cables triggers switching or dimming. Elegant surfaces in bright chrome or brushed aluminium beautifully complement the GRACE profile.

Design: Ralf Keferstein



FEATURES

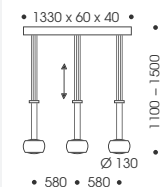
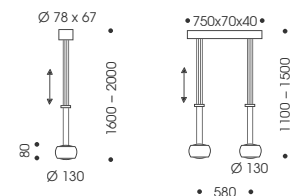
Pendant luminaire
Height adjustable
Can be shortened
Toolless lamp change
Protection class 2 (single)
Protection class 1 (twofold, threefold)

Lighting control and dimming
With touch dimmer or externally dimmable with "Type C" dimmers

Output data
230 V / 50-60 Hz / 12 V /
1x/2x/3x GY 6.35 / QT-LP 12 /
1x/2x/3x max. 50 W
Energy efficiency class: A++ to C

Material
Aluminium, satin finished glass shades

TECHNICAL INFORMATION



Weight
1.0 / 3.0 / 5.0 kg

COLOURS



PRODUCT

Electronic transformer

Socket	Suitable for	Head colour	Canopy colour	Item number
1x GY 6.35	12 V halogen	Chrome	Chrome	42-931-10-05
		Brushed alum.	Brushed alum.	42-931-10-12
2x GY 6.35	12 V halogen	Brushed alum.	Matt chrome	42-931-20-12
3x GY 6.35	12 V halogen	Brushed alum.	Matt chrome	42-931-30-12


Lamps from page 229

PRODUCT

Touch dimmer

Socket	Suitable for	Head colour	Canopy colour	Item number
1x GY 6.35	12 V halogen	Chrome	Chrome	T42-931-10-05
		Brushed alum.	Brushed alum.	T42-931-10-12
2x GY 6.35	12 V halogen	Brushed alum.	Matt chrome	T42-931-20-12
3x GY 6.35	12 V halogen	Brushed alum.	Matt chrome	T42-931-30-12

Lamps from page 229



GRACE

WEINGUT, GARSTADT A.M.
PLANNING: DEG/SENNFELD, HR. SCHNEIDE

CANOPIES



Chrome



Matt chrome

In the chrome model, the head and canopy match.

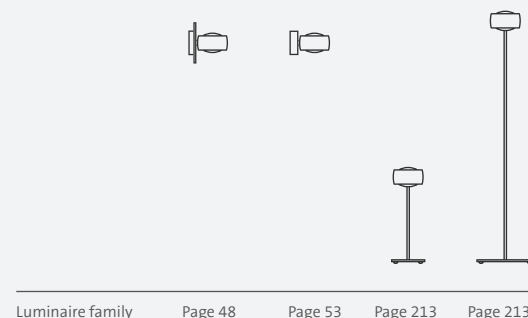
For luminaires with a brushed aluminium head, the canopy is designed in matt chrome.

GRACE

G 9 socket

Timeless GRACE numbers among the classics of decorative pendant luminaires worldwide. It is ideal for setting the scene at tables or counters. The two lenticular, satin finished shades are surrounded by a solid ring made from aluminium and ensure even, glare-free illumination. The elegant surfaces in bright chrome or brushed aluminium beautifully complement the GRACE profile. The classic design is also available as individually configurable wall luminaires and as table and floor luminaires.

Design: Ralf Keferstein



Luminaire family

Page 48

Page 53

Page 213

Page 213



FEATURES

Pendant luminaire
Can be shortened
Toolless lamp change
Protection class 1

Lighting control and dimming
Dimmable according to the lamp
manufacturer's information

Output data
230 V / G 9 / QT 14 / max. 75 W
Energy efficiency class: A++ to E

Material
Aluminium, satin finished glass
shades

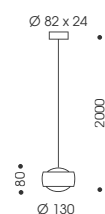
Weight
1.0 kg

EXTERNALLY
DIMMABLE

LED
READY

ECO
READY

TECHNICAL INFORMATION



Special length
Suspension cable up to 5 m available
upon request

COLOURS



Chrome

Brushed aluminium

PRODUCT

Socket	Suitable for	Head colour	Canopy colour	Item number
G 9	230 V retrofit or halogen	Chrome	Chrome	42-931-11-05
		Brush. alum.	Matt chrome	42-931-11-12

Lamps from page 231

BALINO

OVERVIEW OF TYPES AND COLOURS

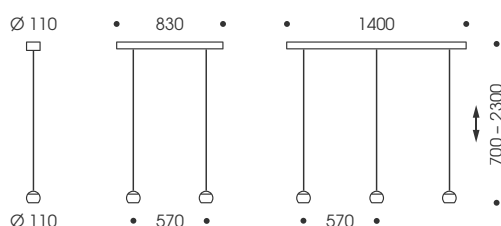


PENDANT LUMINAIRE INSTALLATION AND OPERATING OPTIONS

The BALINO luminaire is available in several different versions, all of which come with an external wall dimmer as an accessory. Modules for external control via Casambi or HomeMatic are also available.

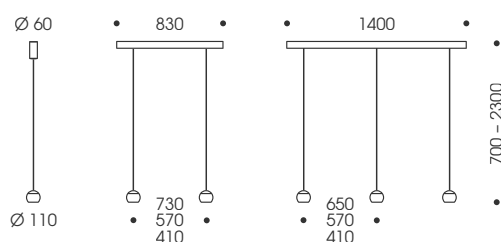
LED version with hidden height adjustment

2-flame and 3-flame model in a modular design that enables free selection of colour combinations; luminaire as a whole can be dimmed externally (accessories for this must be ordered separately).



LED version without height adjustment; can be shortened

2-flame and 3-flame model with variable adjustment of distance between suspension points; luminaire as a whole can be dimmed externally (accessories for this must be ordered separately).



G 9 socket version for 230 V retrofit or halogen lamps

without height adjustment; can be shortened


Can be dimmed externally (accessories for this must be ordered separately).



SOPHISTICATED GLASS DESIGN EXCLUSIVELY REFINED

Elegant, hand-blown crystal glass in richly coloured designs characterises the small BALINO pendant luminaire. An exclusive finish with crystal ice decoration in diamond grey, gold and tobacco hues creates a finely textured light effect.

COLOUR OPTIONS



BALINO

LED novelty with hidden height adjustment feature

Elegant, hand-blown crystal glass in richly coloured designs characterises the small BALINO pendant luminaire. An exclusive finish with crystal ice decoration in diamond grey, gold and tobacco hues creates a finely textured light effect. BALINO is suitable for living space as well as property.

The canopy in the multi-flame version enables colours to be combined as desired in the suspended heads. The luminaire can be dimmed externally using many of the current phase cut dimmers.

Design: OLIGO



 EXTERNALLY DIMMABLE

 LED INTEGRATED

 HIDDEN HEIGHT ADJUSTMENT

PENDANT LUMINAIRE, single, integrated suspension unit

Pendant luminaire
Hidden height adjustment, see page 113 for details
Height adjustable 700 - 2300 mm
Protection class 1

Lighting control and dimming
Externally dimmable with phase cut dimmer
Accessories for external control available from page 238

Output data
220-240 V / 50-60 Hz / 34.5 V DC / 300 mA /
2700 K / 1050 lm / 11.2 W / CRI >90 /
Energy efficiency class: A+

Material
Metal, glass

Weight
1.5 kg

Light distribution
See page 250



PRODUCT

Type	K	lm	Body colour	Shade colour	Item number
LED	2700	1050	Chrome	Satin finish	42-880-40-05/03
			Chrome	Bright diamond grey	42-880-40-05/44
			Chrome	Bright orange	42-880-40-05/29
			Matt chrome	Satin finish	42-880-40-06/03
			Matt chrome	Bright tobacco	42-880-40-06/40
			Matt chrome	Bright gold	42-880-40-06/08

CANOPIES

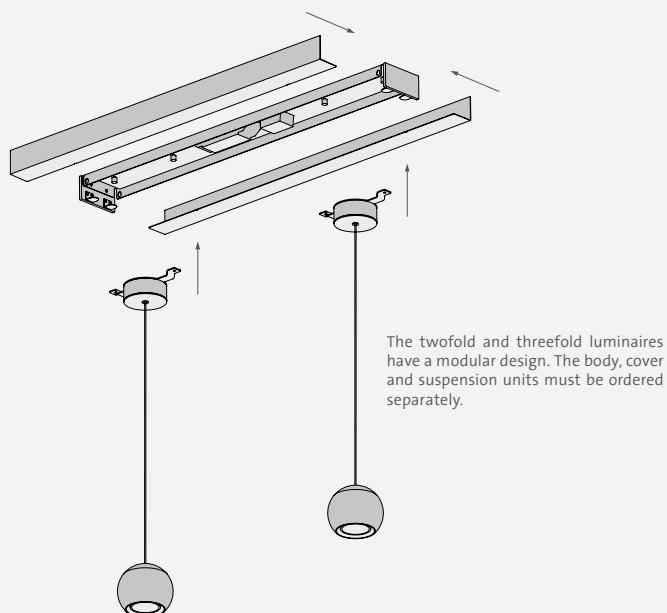


Single



Two-fold / Three-fold

The canopy for single luminaires always comes in a matt white finish. Different covers are available to choose from for twofold and threefold luminaires. The sides of the canopies always come in a matt white finish.



PENDANT LUMINAIRE, twofold or threefold, modular

Pendant luminaire

Order 1 body and 1 cover separately for each canopy
Order the suspension units separately
Hidden height adjustment, see page 113 for details
Height adjustable 700 - 2300 mm
Protection class 2

Lighting control and dimming

Externally dimmable with phase cut dimmer
Accessories for external control available from page 238

Output data

Canopy: 220-240 V / 50-60 Hz / 34.5 V DC
Suspension unit: 2700 K / 1050 lm / 11.2 W /
CRI >90 / Energy efficiency class: A+

Material

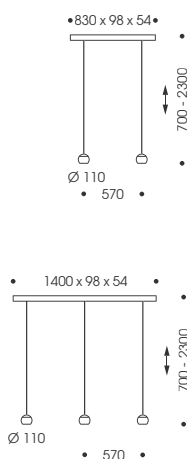
Canopy: Metal, polyester
Suspension unit: Metal, glass

Weight

Canopy (twofold): 2.9 kg
Canopy (threefold): 4.9 kg
Suspension unit: 1.0 kg

Light distribution

See page 250



PRODUCT

Canopy



Type	Power supply	Item number
Twofold body	Constant current / 2x 300 mA	63-506-10-21
Threefold body	Constant current / 3x 300 mA	63-506-20-21

Type	Colour	For twofold body	For threefold body
Cover (1 pair)	Chrome	62-506-10-05	62-506-20-05
	Brushed aluminium	62-506-10-12	62-506-20-12
	Matt white	62-506-10-21	62-506-20-21

PRODUCT

Suspension unit

Type	K	lm	Body colour	Shade colour	Item number
LED	2700	1050	Chrome	Satin finish	42-880-50-05/03
			Chrome	Bright diamond grey	42-880-50-05/44
			Chrome	Bright orange	42-880-50-05/29
			Matt chrome	Satin finish	42-880-50-06/03
			Matt chrome	Bright tobacco	42-880-50-06/40
			Matt chrome	Bright gold	42-880-50-06/08

COLOURS



Chrome /
Satin finish



Chrome /
Bright diamond grey



Chrome /
Bright orange




Matt chrome /
Satin finish



Matt chrome /
Bright tobacco



Matt chrome /
Bright gold



BALINO

CANOPIES
Versions



Single

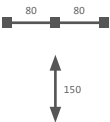


Twofold / Threefold

For luminaires with a chrome body, the canopy is designed in chrome.
In the matt chrome model, the canopy is brushed aluminium.

CANOPIES
with multiple suspension points

The twofold and threefold canopies offer a particular advantage. For each suspension there are three installation points to choose from for horizontal alignment. At the same time, the suspension lengths can be adjusted by up to 150 mm.



BALINO

LED

Elegant, hand-blown crystal glass in richly coloured designs characterises the small BALINO pendant luminaire. An exclusive finish with crystal ice decoration in diamond grey, gold and tobacco hues creates a finely textured light effect. BALINO is suitable for living space as well as property. In the multiple model, a canopy with adjustment options allows for convenient installation options.

Design: OLIGO



FEATURES

Pendant luminaire

Can be shortened

Protection class 2

Lighting control and dimming

Externally dimmable with phase cut dimmer

Accessories for external control available from page 238

Output data

220-240 V / 50-60 Hz / 34.5 V DC / 300 mA / 2700 K / CRI >90

Energy efficiency class: A+

Variants:

1x 1050 lm / 11.2 W

2x 1050 lm / 22.4 W

3x 1050 lm / 33.6 W

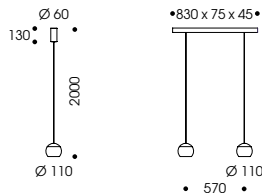
Material

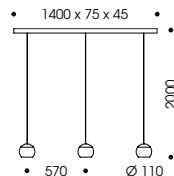
Metal, glass

Weight

0.8 / 3.5 / 5.5 kg

TECHNICAL INFORMATION





Special length

Suspension cable up to 5 m available upon request

Light distribution

See page 250

PRODUCT

LED pendant luminaire, single

Type	K	lm	W	Body colour	Shade colour	Item number
LED	2700	1x 1050	11,2	Chrome	Satin finish	42-880-13-05/03
				Chrome	Br. diamond grey	42-880-13-05/44
				Chrome	Bright orange	42-880-13-05/29
				Matt chrome	Satin finish	42-880-14-06/03
				Matt chrome	Bright tobacco	42-880-14-06/40
				Matt chrome	Bright gold	42-880-14-06/08

PRODUCT

LED pendant luminaire, twofold

Type	K	lm	W	Body colour	Shade colour	Item number
LED	2700	2x 1050	22,4	Chrome	Satin finish	42-880-23-05/03
				Chrome	Br. diamond grey	42-880-23-05/44
				Chrome	Bright orange	42-880-23-05/29
				Matt chrome	Satin finish	42-880-24-06/03
				Matt chrome	Bright tobacco	42-880-24-06/40
				Matt chrome	Bright gold	42-880-24-06/08

PRODUCT

LED pendant luminaire, threefold

Type	K	lm	W	Body colour	Shade colour	Item number
LED	2700	3x 1050	33,6	Chrome	Satin finish	42-880-33-05/03
				Chrome	Br. diamond grey	42-880-33-05/44
				Chrome	Bright orange	42-880-33-05/29
				Matt chrome	Satin finish	42-880-34-06/03
				Matt chrome	Bright tobacco	42-880-34-06/40
				Matt chrome	Bright gold	42-880-34-06/08

COLOURS



Chrome /
Satin finish



Chrome /
Bright diamond grey



Chrome /
Bright orange



Matt chrome /
Satin finish



Matt chrome /
Bright tobacco



Matt chrome /
Bright gold



BALINO

CANOPIES



Chrome



Matt chrome




The colour of the canopy and luminaire body always match.

BALINO

G 9 socket

Hand-blown crystal glass forms the luminaire body of the small, spherical BALINO pendant luminaire. In the bright white, satin finished and orange models, the glass body is solidly coloured. For the tobacco and gold colours, the exclusive finishing with a crystal ice pattern on the interior of the lampshade creates a unique texture. Brilliant illumination highlights the charming lighting effect of this high quality pendant luminaire, which is available with a variety of shades. It is also available as a wall luminaire in the same design.

Design: OLIGO

 EXTERNALLY DIMMABLE
  LED READY
  ECO READY



FEATURES

Pendant luminaire
Can be shortened
Protection class 1


Lighting control and dimming
Dimmable according to the lamp manufacturer's information

Output data
max. 250 V / QT 14 / G 9 / max. 40 W
Energy efficiency class: A++ to E

Material
Metal, glass

Weight
0.8 kg

TECHNICAL INFORMATION



Special length
Suspension cable up to 5 m available upon request

PRODUCT

G 9 socket pendant luminaire, single

Type	W	Body colour	Shade colour	Item number
230 V retrofit or halogen	max. 40	Chrome	Satin finish	42-880-10-05/03
		Chrome	Bright orange	42-880-10-05/29
		Matt chrome	Satin finish	42-880-11-06/03
		Matt chrome	Bright tobacco	42-880-11-06/40
		Matt chrome	Bright gold	42-880-11-06/08

Lamps from page 231

COLOURS



Chrome /
Satin finish



Chrome /
Bright orange



Matt chrome /
Satin finish




Matt chrome /
Bright tobacco



Matt chrome /
Bright gold

DECENT

OVERVIEW OF TYPES AND COLOURS



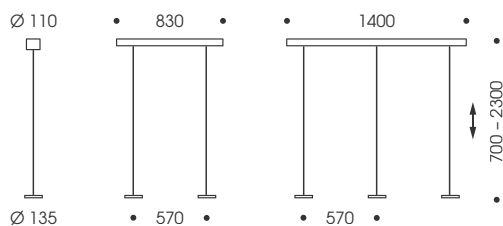
LED PENDANT LUMINAIRE INSTALLATION AND OPERATING OPTIONS

Depending on the model in question, the DECENT pendant luminaire with integrated LED technology offers various options for direct (gesture) and external (Casambi, HomeMatic) lighting control.

LED version

with hidden height adjustment feature

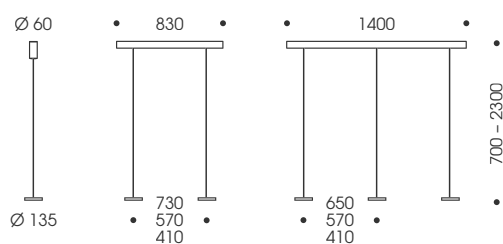
2-flame and 3-flame version in a modular design that enables free selection of colour combinations. Single-head gesture control; optional: luminaire as a whole can be controlled externally – e.g. via Casambi or HomeMatic.



LED version

with suspension unit height adjustment; can be shortened

Single-head gesture control; cannot be dimmed externally.



COLOUR OPTIONS



MATT WHITE



CHROME



BRUSHED
ALUMINIUM

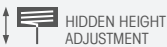
DECENT

LED novelty with hidden height adjustment feature

DECENT is a flat, subtle LED pendant luminaire in the form of a disc. The evenly flat light radiating downwards is perfectly suited to lighting dining tables or counters. The brightness can be controlled touchlessly with simple hand gestures.

This DECENT version also features a hidden adjustment feature and smart-home options. The canopy in the multi-flame version enables colours to be combined as desired in the suspended heads.

Design: OLIGO



PENDANT LUMINAIRE, single, integrated suspension unit

Pendant luminaire
Hidden height adjustment, see page 113 for details
Height adjustable 700 - 2300 mm
Protection class 1

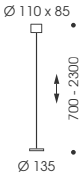
Lighting control and dimming
Gesture control
Memory function
Accessories for external control available from page 238

Output data
100-240 V / 50-60 Hz / 24 V DC /
2700 K / 750 lm / 9.2 W / CRI >80 /
Energy efficiency class: A+

Material
Metal, aluminium, acrylic glass

Weight
1.6 kg

Light distribution
See page 250



PRODUCT

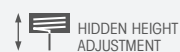
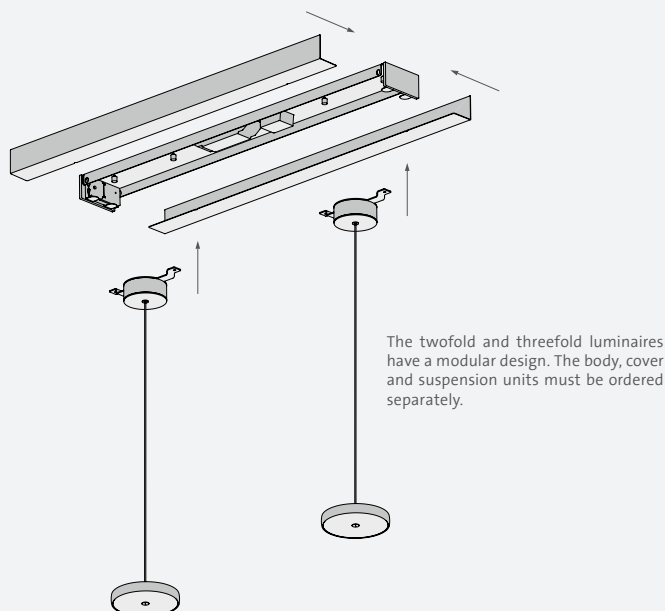
Type	K	lm	W	EEC	Colour	Item number
LED	2700	750	9.2	A+	Matt white	G42-885-40-21
					Chrome	G42-885-40-05
					Brushed aluminium	G42-885-40-12

CANOPY



Single

The canopy for single luminaires always comes in a matt white finish.



PENDANT LUMINAIRE, twofold or threefold, modular

Pendant luminaire

Order 1 body and 1 cover separately for each canopy
Order the suspension units separately
Hidden height adjustment, see page 113 for details
Height adjustable 700 - 2300 mm
Protection class 2

Lighting control and dimming

The control mode is set when the luminaire is assembled: gesture control (separate control of individual heads) or smart-home functionality via Casambi or HomeMatic (entire luminaire)
Memory function
Smart-home information and accessories (switches, remote control) from page 238

Output data

Canopy: 100-240 V / 50-60 Hz / 24 V DC
Suspension unit: 2700 K / 750 lm / 9.2 W / CRI >80 / Energy efficiency class: A+

Material

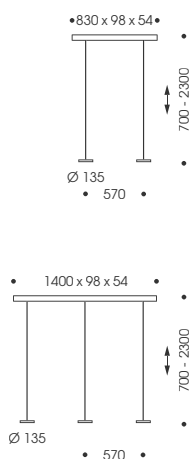
Canopy: Metal, polyester
Suspension unit: Aluminium, acrylic glass

Weight

Canopy (twofold): 2.9 kg
Canopy (threefold): 4.9 kg
Suspension unit: 0.9 kg

Light distribution

See page 250



PRODUCT

Canopy



Type	Light control	Output	Item number
Twofold body	Casambi Modul	20 VA	63-506-12-21
	HomeMatic Modul		63-506-13-21
Threefold body	Casambi Modul	40 VA	63-506-22-21
	HomeMatic Modul		63-506-23-21

Typ	Colour	For twofold body	For threefold body
Cover (1 pair)	Chrome	62-506-10-05	62-506-20-05
	Brushed aluminium	62-506-10-12	62-506-20-12
	Matt white	62-506-10-21	62-506-20-21

PRODUCT

Suspension unit

Type	K	lm	W	EEC	Colour	Item number
LED	2700	750	9.2	A+	Matt white	G42-885-50-21
					Chrome	G42-885-50-05
					Brushed aluminium	G42-885-50-12

CASAMBI HomeMatic

CANOPY



Twofold / Threefold

Different covers are available to choose from for twofold and threefold luminaires. The sides of the canopies always come in a matt white finish.

COLOURS



Chrome

Brushed aluminium

Matt white



DECENT

CANOPY
Versions



Single

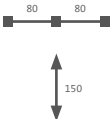


Twofold / Threefold

The colour of the canopy and luminaire head always match.

CANOPIES
with multiple suspension points

The twofold and threefold canopies offer a particular advantage. For each suspension there are three installation points to choose from for horizontal alignment. At the same time, the suspension lengths can be adjusted by up to 150 mm.



DECENT

LED

DECENT is a flat, subtle LED pendant luminaire in the form of a disc. The evenly flat light radiating downwards is perfectly suited to lighting dining tables or counters. The brightness can be controlled touchlessly with simple hand gestures. A memory function stores the last brightness value selected. In the multiple model, a canopy with adjustment options allows for convenient installation.

Design: OLIGO



FEATURES

Pendant luminaire
Can be shortened
Protection class 2

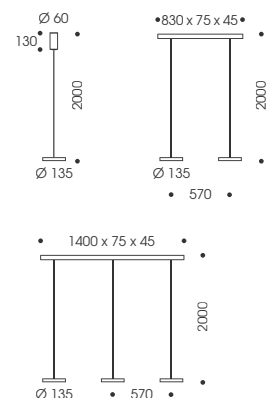
Lighting control and dimming
Gesture control
Memory function
Not externally dimmable

Output data
100-240 V / 50-60 Hz / 24 V DC /
LED / 2700 K / CRI >80
Energy efficiency class: A
Variants:
1x 750 lm / 12 W
2x 750 lm / 24 W
3x 750 lm / 36 W

Material
Metal, acrylic glass

Weight
1.0 / 5.1 / 8.2 kg


TECHNICAL INFORMATION



Special length
Suspension cable up to 5 m available upon request

Light distribution
See page 250

COLOURS



PRODUCT

Pendant luminaire, single

Type	lm	K	W	Head colour	Canopy colour	Item number
LED	750	2700	12	Chrome	Chrome	G42-885-10-05
				Brushed Alum.	Brushed Alum.	G42-885-10-12
				Matt white	Matt white	G42-885-10-21

PRODUCT

Pendant luminaire, twofold

Type	lm	K	W	Head colour	Canopy colour	Item number
LED	2x 750	2700	24	Chrome	Chrome	G42-885-20-05
				Brushed Alum.	Brushed Alum.	G42-885-20-12
				Matt white	Matt white	G42-885-20-21

PRODUCT

Pendant luminaire, threefold

Type	lm	K	W	Head colour	Canopy colour	Item number
LED	3x 750	2700	36	Chrome	Chrome	G42-885-30-05
				Brushed Alum.	Brushed Alum.	G42-885-30-12
				Matt white	Matt white	G42-885-30-21

TUDOR

OVERVIEW OF TYPES AND COLOURS

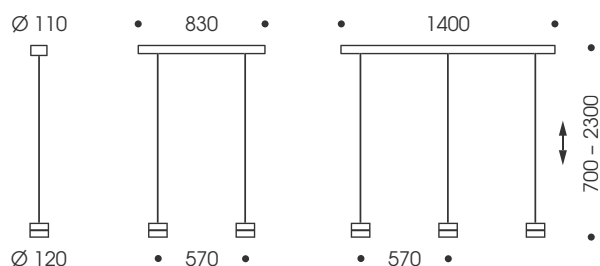


LED PENDANT LUMINAIRE INSTALLATION AND OPERATING OPTIONS

Depending on the model in question, the TUDOR pendant luminaire with integrated LED technology offers various options for direct (gesture) and external (Casambi, HomeMatic) lighting control.

Version with hidden height adjustment feature

2-flame and 3-flame version in a modular design that enables free selection of colour combinations. Single-head gesture control; optional: luminaire as a whole can be controlled externally – e.g. via Casambi or HomeMatic.



Available luminaire heads (2 sizes)



Version without height adjustment, can be shortened

Touchdimmer, not externally dimmable



Available luminaire heads (3 sizes)



EXCEPTIONAL LIGHTING EFFECT

The LED modules, which were designed specifically for the luminaire, emit warm-white, evenly scattered light that is refined by an elaborate prismatic arrangement. The resulting unique lighting effect is particularly pronounced in the gold-leaf finish variant.

COLOUR OPTIONS



TUDOR

LED novelty with hidden height adjustment feature

TUDOR pendant luminaires are equipped with two LED segments. They generate focused light on the table top and, at the same time, indirect light in the room. A touch dimmer integrated into the cable suspension allows for convenient switching and dimming within reach.

This TUDOR version also features a hidden adjustment feature and smart-home options. The canopy in the multi-flame version enables colours to be combined as desired in the suspended heads.

Design: OLIGO



-  TOUCH DIMMER
-  SMART CONTROL READY
-  LED INTEGRATED
-  HIDDEN HEIGHT ADJUSTMENT

PENDANT LUMINAIRE, single, Suspension unit integriert

Pendant luminaire
Hidden height adjustment, see page 113 for details
Height adjustable 700 - 2300 mm
Protection class 1

Lighting control and dimming
Touch dimmer
Memory function
Accessories for external control available from page 238

Output data
100-240 V / 50-60 Hz / 24 V DC / 2700 K / 18 W /
CRI >80 / Energy efficiency class: A+
Variants: TUDOR S: 1500 lm / TUDOR M: 1450 lm

Material
Metal, aluminium, acrylic glass

Weight
1.9 / 2.1 kg

Light distribution
See page 251



PRODUCT

Type	K	lm	W	EEC	Colour	Item number
S	2700	1500	18	A+	Matt white **	T42-864-40-21/21
					Matt grey	T42-864-40-45/45
					Matt black / Gold-leaf	T42-864-40-23/10
					Matt red	T42-864-40-25/25
					Champagne	T42-864-40-42/42
M	2700	1450	18	A+	Matt white **	T42-864-41-21/21
					Matt grey	T42-864-41-45/45
					Matt black / Gold-leaf	T42-864-41-23/10
					Matt red	T42-864-41-25/25
					Champagne	T42-864-41-42/42

** Creme, RAL 9001

CANOPIES

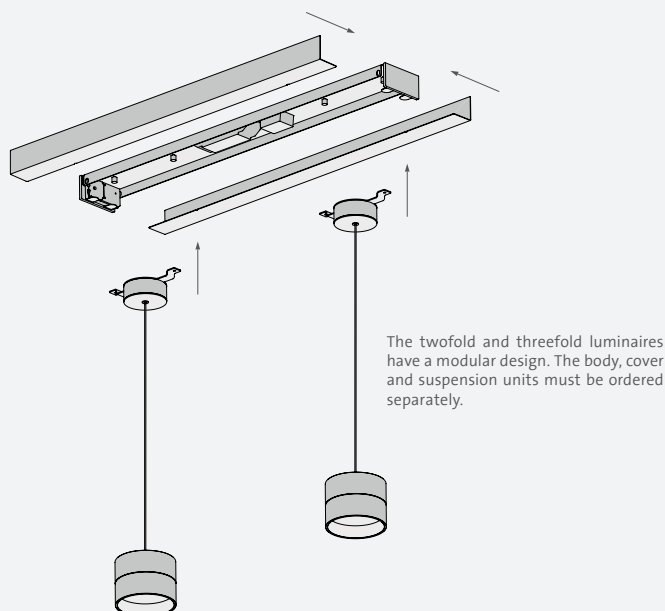


Single



Two-fold / Three-fold

The canopy for single luminaires always comes in a matt white finish. Different covers are available to choose from for two-fold and three-fold luminaires. The sides of the canopies always come in a matt white finish.



Luminaire family Page 41 Page 97



PENDANT LUMINAIRE, 2- oder threefold, modular

Pendant luminaire

Order 1 body and 1 cover separately for each canopy
Order the suspension units separately
Hidden height adjustment, see page 113 for details
Height adjustable 700 - 2300 mm
Protection class 2

Lighting control and dimming

The control mode is set when the luminaire is assembled:
gesture control (separate control of individual heads) or
smart-home functionality via Casambi or HomeMatic
(entire luminaire)
Memory function
Smart-home information and accessories (switches,
remote control): from page 238

Output data

Canopy: 100-240 V / 50-60 Hz / 24 V DC
Suspension unit: 2700 K / 18 W / CRI >80
Energy efficiency class: A+
Variants: TUDOR S: 1500 lm / TUDOR M: 1450 lm

Material

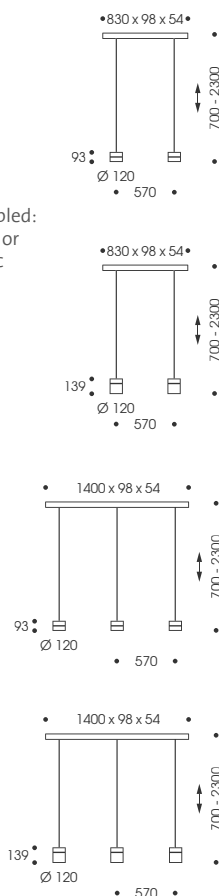
Canopy: Metal, polyester
Suspension unit: Aluminium, acrylic glass

Weight

Canopy (twofold): 2.9 kg
Canopy (threefold): 4.9 kg
Suspension unit (Tudor S): 1.3 kg
Suspension unit (Tudor M): 1.5 kg

Light distribution

See page 251



CASAMBI HomeMatic

PRODUCT

Canopy



Type	Light control	Output	Item number
Twofold body	Casambi Modul	40 VA	63-506-14-21
	HomeMatic Modul		63-506-15-21
Threefold body	Casambi Modul	60 VA	63-506-24-21
	HomeMatic Modul		63-506-25-21

Typ	Colour	For twofold body	For threefold body
Cover (1 pair)	Chrome	62-506-10-05	62-506-20-05
	Brushed aluminium	62-506-10-12	62-506-20-12
	Matt white	62-506-10-21	62-506-20-21

PRODUCT

Suspension unit

Type	K	lm	W	EEC	Colour	Item number
S	2700	1500	18	A+	Matt white **	T42-864-50-21/21
					Matt grey	T42-864-50-45/45
					Matt black / Gold-leaf	T42-864-50-23/10
					Matt red	T42-864-50-25/25
M	2700	1450	18	A+	Champagne	T42-864-50-42/42
					Matt white **	T42-864-51-21/21
					Matt grey	T42-864-51-45/45
					Matt black / Gold-leaf	T42-864-51-23/10
					Matt red	T42-864-51-25/25
					Champagne	T42-864-51-42/42

** Creme, RAL 9001

MODELS



TUDOR S



TUDOR M

COLOURS



Matt white



Matt grey



Matt black /
Gold-leaf



Matt red



Champagne



CANOPY



The canopy is designed in chrome, the cover plate in bright black.

Chrome / Bright black

COLOURS



Matt white
(Creme, RAL 9001)



Matt grey



Matt black /
Gold-leaf



Matt red



Champagne

TUDOR

LED

The TUDOR family includes ceiling, wall and pendant luminaires and thus offers an energy efficient and consistently designed solution for all lighting requirements in the modern home and business environment. The brilliant light in combination with a very even light scene is characteristic of this latest generation of LED luminaires. TUDOR pendant luminaires are equipped with two LED segments. They generate focused light on the table top and, at the same time, indirect light in the room. A touch dimmer integrated into the cable suspension allows for convenient switching and dimming within reach.

Design: OLIGO



FEATURES

Pendant luminaire
Uplight / downlight
Can be shortened
Protection class 2

Lighting control and dimming
Touch dimmer
Memory function
Not externally dimmable

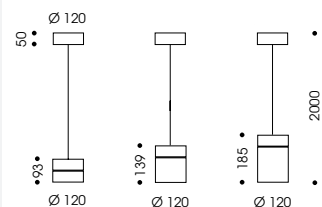
Output data
100-240 V / 50-60 Hz / 24 V DC /
2700 K / 18 W / CRI >80
Energy efficiency class: A+

Variants:
TUDOR S: 1500 lm / TUDOR M:
1450 lm / TUDOR L: 1400 lm

Material
Metal, acrylic glass

Weight
1.2 / 1.4 / 1.6 kg

TECHNICAL INFORMATION



Special length
Suspension cable up to 5 m available
upon request

Light distribution
See page 251

MODELS



PRODUCT

Type	K	W	CRI	EEC	Colour	TUDOR S / 1500 lm	TUDOR M / 1450 lm	TUDOR L / 1400 lm
LED	2700	18	> 80	A+	Matt white (Creme, RAL 9001)	T42-864-14-21	T42-864-24-21	T42-864-34-21
					Matt grey	T42-864-13-45	T42-864-23-45	T42-864-33-45
					Matt black / Gold-leaf	T42-864-10-23	T42-864-20-23	T42-864-30-23
					Matt red	T42-864-12-25	T42-864-22-25	T42-864-32-25
					Champagne	T42-864-15-42	T42-864-25-42	T42-864-35-42



TROFEO

CANOPY



Matt black



Chrome

In the matt black / gold-leaf luminaire shade colour combination, the tube of the canopy is designed in matt black. For the other shade colours, the surface is plated with bright chrome.


The cover plate is always designed in bright black.

TROFEO

LED

The TROFEO LED luminaire family stands out with sleek elegance and an excellent light scene. The LED modules, specifically designed for the luminaire, generate a warm white, evenly distributed light, refined through an elaborately coordinated prismatic lens. The unique light effect shows to particularly good advantage in the design finished with a leaf gold look. TROFEO is equally suitable for use in living spaces and for challenging property and is also available as an LED ceiling luminaire or floor luminaire.

Design: OLIGO



Luminaire family

Page 95

Page 221

GESTURE
CONTROLLED
INTEGRATED

FEATURES

Pendant luminaire
Uplight / downlight
Can be shortened
Protection class 1

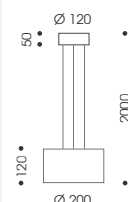
Lighting control and dimming
Gesture control
Memory function
Not externally dimmable

Output data
100-240 V / 50-60 Hz / 24 V DC /
2700 K / 1150 lm / 16 W / CRI >80
Energy efficiency class: A

Material
Metal, acrylic glass

Weight
2.2 kg

TECHNICAL INFORMATION



Special length
Suspension cable up to 5 m available
upon request

Light distribution
See page 251

COLOURS



Matt white
(Creme, RAL 9001)



Matt grey



Matt red



Champagne

PRODUCT

Canopy Matt black

Type	lm	K	W	Shade colour	Item number
LED	1150	2700	16	Matt black / Gold-leaf	G42-886-10-23

PRODUCT


Canopy Chrome

Type	lm	K	W	Shade colour	Item number
LED	1150	2700	16	Matt white (Creme, RAL 9001)	G42-886-14-21
				Matt grey	G42-886-13-45
				Matt red	G42-886-12-25
				Champagne	G42-886-15-42

TRINITY







TRINITY

CANOPY



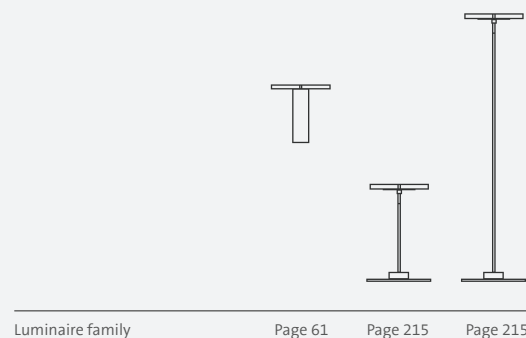
The colour of the canopy and luminaire head always match.

TRINITY

LED

The head of the TRINITY LED luminaire family comprises three segments which can be rotated separately from one another. The individual segments of the luminaire can be switched and dimmed using a button on the underside of the head. The TRINITY LED luminaire family has been awarded multiple design prizes and also includes floor luminaires, table luminaires and wall luminaires.

Design: EsserKnop Industriedesigner



LED
INTEGRATED



FEATURES

Pendant luminaire

Can be shortened
Light segments can be rotated 320° independently from one another, and are switchable and dimmable
Protection class 1

Lighting control and dimming

Integrated dimmer switch
Memory function
Not externally dimmable

Output data

100-240 V / 50-60 Hz / 24 V DC /
LED / 2700 K / 1950 lm / 27 W /
CRI >80
Energy efficiency class: A+

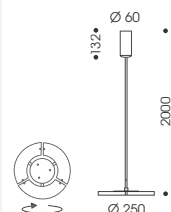
Material

Metal, acrylic glass

Weight

2.5 kg

TECHNICAL INFORMATION



Special length

Suspension cable up to 5 m available upon request

Light distribution

See page 258

COLOURS



Matt chrome



Graphite

PRODUCT

Type	lm	K	W	EEC	Colour	Item number
LED	1950	2700	27	A+	Matt chrome	42-896-10-06
					Graphite	42-896-10-11





SIR GATSBY

CANOPY



The colour of the canopy and luminaire head always match.

SIR GATSBY

New: High voltage LED

The elegant aluminium head of the SIR GATSBY pendant luminaire is finished in a laborious manufacturing process and shines with a high quality chrome surface. The combination of a gently curved satin-finish glass pane and an LED board results in perfectly homogeneous light distribution. The luminaires can be dimmed using many of the latest phase-cut dimmers.

Design: Ralf Keferstein



Luminaire family

Page 93

EXTERNALLY
DIMMABLE

LED
INTEGRATED



FEATURES

Pendant luminaire
Can be shortened
Protection class 1

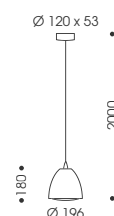
Lighting control and dimming
Externally dimmable with phase-cut dimmer
Accessories for external control:
from page 238

Output data
230 V AC / 50-60 Hz / 2700 K /
840 lm / 18 W / CRI >90
Energy efficiency class: A+

Material
Aluminium, satin finished glass
shade

Weight
3.3 kg

TECHNICAL INFORMATION



Special length
Suspension cable up to 5 m available
upon request

PRODUCT

Type	lm	K	W	CRI	EEC	Colour	Item number
LED	840	2700	18	>90	A+	Chrome	42-971-40-05



LISGO SKY SHORT

CANOPY



The colour of the canopy and luminaire head always match.

COLOURS



Chrome



Matt white



Matt grey



Matt black



Matt red

LISGO SKY SHORT

LED, height adjustable

LISGO SKY SHORT is a subtle lighting solution for smaller tabletops. It is suitable for use in a residential environment as well as for decorative public interiors. The elegantly curved luminaire body lights the tabletop homogeneously. The subtle counterweight allows for continuous height adjustment. The luminaire is equipped with an integrated touch dimmer including memory function and is available in a choice of five modern shades as well as in chrome. The colour of the ceiling canopy and the counterweight always matches the colour of the body.

Design: OLIGO



FEATURES

Pendant luminaire
Height adjustable
Can be shortened
Protection class 1

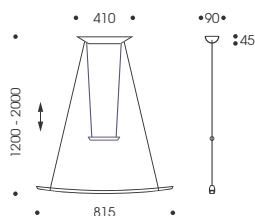
Lighting control and dimming
Touch dimmer
Memory function
Not externally dimmable

Output data
100-240 V / 50-60 Hz / 24V DC /
LED / 2700 or 3000 K / 1500 lm /
16.3 W / CRI >80
Energy efficiency class: A+

Material
Metal, acrylic glass

Weight
2.3 kg

TECHNICAL INFORMATION



Special length
Suspension cable up to 5 m available
upon request

Light distribution
See page 250

PRODUCT

2700 K

Type	lm	K	W	Colour	Item number
LED	1500	2700	16.3	Chrome	T42-887-30-05
				Matt white	T42-887-30-21
				Matt grey	T42-887-30-45
				Matt black	T42-887-30-23
				Matt red	T42-887-30-25
				Champagne	T42-887-30-42

PRODUCT

3000 K

Type	lm	K	W	Colour	Item number
LED	1500	3000	16.3	Chrome	T42-887-31-05
				Matt white	T42-887-31-21
				Matt grey	T42-887-31-45
				Matt black	T42-887-31-23
				Matt red	T42-887-31-25
				Champagne	T42-887-31-42



LISGO SKY STRAIGHT

CANOPY



The colour of the canopy and luminaire head always match.

COLOURS



Chrome Matt white Matt grey Matt black Champagne

LISGO SKY STRAIGHT

LED, height adjustable

THE LISGO SKY STRAIGHT LED pendant luminaire is suitable for private living spaces and decorative public interiors. Innovative prism technology provides homogeneous lighting for larger tabletops. The subtle height adjustment manages without a counterweight. The luminaire body is available in five muted shades as well as in chrome, whereby the ceiling canopy always matches the colour of the luminaire. The brightness is gently dimmed with a longer touch. The settings are saved when the luminaire is switched off.

Design: OLIGO



FEATURES

Pendant luminaire

Height adjustable
Can be shortened
Protection class 1

Lighting control and dimming

Touch dimmer
Memory function
Not externally dimmable

Output data

120-277 V / 50-60 Hz / 24 V DC /
LED / 2700 or 3000 K / 2950 lm /
32 W / CRI >80
Energy efficiency class: A+

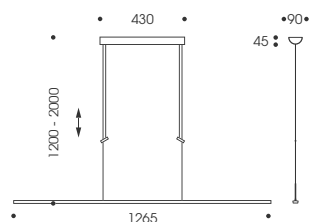
Material

Metal, acrylic glass

Weight

2.3 kg

TECHNICAL INFORMATION



Special length
Suspension cable up to 5 m available
upon request

Light distribution
See page 250

PRODUCT

2700 K

Type	lm	K	W	Colour	Item number
LED	2950	2700	32	Chrome	T42-887-40-05
				Matt white	T42-887-40-21
				Matt grey	T42-887-40-45
				Matt black	T42-887-40-23
				Matt red	T42-887-40-25
				Champagne	T42-887-40-42

PRODUCT

3000 K

Type	lm	K	W	Colour	Item number
LED	2950	3000	32	Chrome	T42-887-41-05
				Matt white	T42-887-41-21
				Matt grey	T42-887-41-45
				Matt black	T42-887-41-23
				Matt red	T42-887-41-25
				Champagne	T42-887-41-42



PULL-IT

CANOPY



Single



Two-fold / Threefold

COLOURS



Transparent



Matt white



Matt melon

PULL-IT

GY 6.35 socket, height adjustable

The attractive glass shade in combination with the distinctive metal cylinder gives the PULL-IT pendant luminaire an unmistakable appearance. The hand-blown glass diffuser directs the light onto the table and at the same time provides pleasant general lighting in the room. The variant with transparent glass shades direct all of the light onto the table top. A free-moving counterweight allows for continuous height adjustment of the luminaire. PULL-IT was awarded the iF product design award and the reddot design award.

Design: Ralf Keferstein



FEATURES

Pendant luminaire
height adjustable
Can be shortened
Protection class 2 (single)
Protection class 1 (twofold, three-fold)

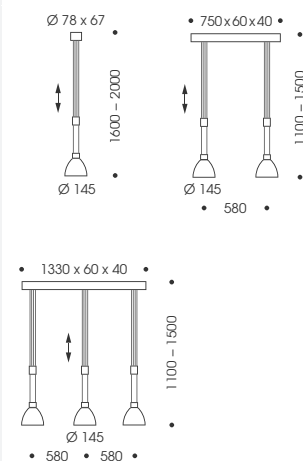
Lighting control and dimming
With touch dimmer or externally dimmable with "Type C" dimmers

Output data
230 V / 50-60 Hz / 12 V / 1x/2x/3x
GY 6.35 / QT-LP 12 max. 50 W
Energy efficiency class: A++ to C

Material
Metal, hand-blown glass

Weight
2.0 / 4.5 / 7.3 kg

TECHNICAL INFORMATION



PRODUCT

Electronic Transformer

Suitable for	W	Shade colour	Body colour	Item number
12 V halogen	1x max. 50	Transparent	Matt chrome	42-952-10-06/01
		Matt white	Matt chrome	42-952-10-06/21
		Matt melon	Matt chrome	42-952-10-06/28
2x max. 50		Transparent	Matt chrome	42-952-20-06/01
		Matt white	Matt chrome	42-952-20-06/21
		Matt melon	Matt chrome	42-952-20-06/28
3x max. 50		Transparent	Matt chrome	42-952-30-06/01
		Matt white	Matt chrome	42-952-30-06/21
		Matt melon	Matt chrome	42-952-30-06/28

Lamps from page 229

PRODUCT

Touch dimmer

Suitable for	W	Shade colour	Body colour	Item number
12 V halogen	1x max. 50	Transparent	Matt chrome	T42-952-10-06/01
		Matt white	Matt chrome	T42-952-10-06/21
		Matt melon	Matt chrome	T42-952-10-06/28
2x max. 50		Transparent	Matt chrome	T42-952-20-06/01
		Matt white	Matt chrome	T42-952-20-06/21
		Matt melon	Matt chrome	T42-952-20-06/28
3x max. 50		Transparent	Matt chrome	T42-952-30-06/01
		Matt white	Matt chrome	T42-952-30-06/21
		Matt melon	Matt chrome	T42-952-30-06/28

Lamps from page 229



PULL-IT

MUSTERHAUS STOMMEL

CANOPY






Matt chrome

PULL-IT

G 9 socket

The attractive glass shade in combination with the distinctive metal cylinder characterises the PULL-IT pendant luminaire and ensures an unmistakeable appearance. The hand-blown glass diffuser directs the light onto the table and at the same time provides pleasant general lighting in the room. The variant with transparent glass shade direct all of the light onto the table top.

Design: Ralf Keferstein

 EXTERNALLY DIMMABLE
  LED READY
  ECO READY



FEATURES

Pendant luminaire
Can be shortened
Protection class 1

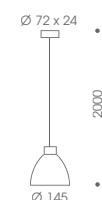
Lighting control and dimming
Dimmable according to the lamp manufacturer's information

Output data
230 V / QT 14 / G 9 max. 60 W
Energy efficiency class: A++ to C

Material
Metal, hand-blown glass

Weight
0.9 kg

TECHNICAL INFORMATION



Special length
Suspension cable up to 5 m available upon request

COLOURS



Transparent



Matt white



Matt melon

PRODUCT

Suitable for	W	Shade colour	Item number
230 V retrofit or halogen	max. 60	Transparent	42-952-40-06/01
		Matt white	42-952-40-06/21
		Matt melon	42-952-40-06/28

Lamps from page 231



ECOLINO GRANDE

CANOPY



Single



Twofold / Threefold

The canopy is always made from matt chrome.

ECOLINO GRANDE

Height adjustable

The domed glass shade of ECOLINO GRANDE is bent from flat glass using a special process. It characterises the luminaire and ensures generous lighting. The light satin finish on the glass gently refracts the light and immerses the room in a soft light. The ECOLINO GRANDE pendant luminaire can be set to any height using the integrated counterweight.

Design: Ralf Keferstein

EXTERNALLY
DIMMABLE

IRC
READY



FEATURES

Pendant luminaire

Height adjustable
Can be shortened
Protection class 1

Lighting control and dimming

Externally dimmable with "Type C" dimmers

Output data

230 V / 50-60 Hz / 12 V / 1x/2x/3x
GY 6.35 / QT-LP 12 max. 50 W
Energy efficiency class: A++ to C

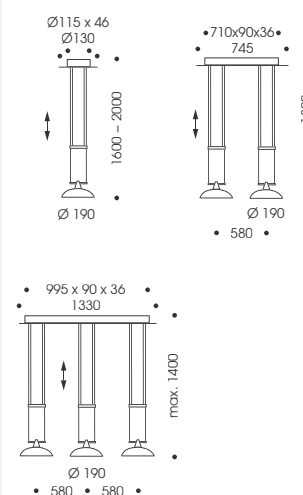
Material

Metal, domed flat glass

Weight

1.2 / 3.2 / 5.7 kg

TECHNICAL INFORMATION



PRODUCT

Suitable for	W	Shade colour	Item number
12V halogen	1x max. 50	Matt white	42-981-10-06/21
	2x max. 50	Matt white	42-981-20-06/21
	3x max. 50	Matt white	42-981-30-06/21

Lamps from page 229



DONATA

CANOPY



The canopy is always made from matt chrome.

DONATA



A conically shaped shade made from satin finished glass defines the restrained design of the DONATA pendant luminaire. It reflects the light and ensures even lighting in the room. The luminaire is suitable for the use of LED retrofits and fulfils the current requirements for an energy-efficient lighting solution. The same design is also available as a ceiling luminaire to complement the pendant luminaire.

Design: Ralf Keferstein

Luminaire family

Page 99

EXTERNALLY
DIMMABLE

LED
READY

ECO
READY



FEATURES

Pendant luminaire
Can be shortened
Protection class 1

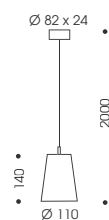
Lighting control and dimming
Dimmable according to the lamp
manufacturer's information

Output data
230 V / G 9 / QT-14 max. 75 W
Energy efficiency class: A++ to D

Material
Aluminium, glass

Weight
0.7 kg

TECHNICAL INFORMATION



Special length
Suspension cable up to 5 m available
upon request

COLOURS



Matt white



Champagne

PRODUCT

Suitable for	W	Shade colour	Item number
230 V retrofit or halogen	max. 75	Matt white	42-909-20-06/21
		Champagne	42-909-20-06/42

Lamps from page 231

EBBYGO



EBBYGO



EBBYGO — DESIGNED WITH ATTENTION TO DETAIL

The elegant surfaces of the EBBYGO large-scale luminaire are almost exclusively the result of craftsmanship. Each luminaire is therefore a unique piece with individual notes.



The astonishingly real looking concrete effect is the result of multiple work steps. To make them, a light, mineral composite material is applied to the lamp shade in multiple layers by hand and artfully polished.



EBBYGO is also available as a variant with a gold leaf look. The success of this elegant surface essentially depends on the layer structure underneath. Each work piece must first be polished and primed by hand. Only then can the delicate work of gilding be carried out.



EBBYGO

MUSTERHAUS STREIF

CANOPY COLOURS



Matt white



Matt black

SHADE COLOURS



Matt white /
Matt white



Matt black /
Gold-leaf



Concrete texture /
Matt white

EBBYGO

The EBBYGO large-scale luminaire stands out with its enchanting light effect and efficient lighting technology. The combination of the different reflector and surface characteristics offers a high degree of design freedom. While the reflector finished with a gold leaf look generates very warm and cosy light, the white coated variant ensures a high light output.

The proportion of direct and indirect light can be regulated and optimally adjusted to suit individual requirements thanks to the continuous height adjustment of the inverted reflector inside the luminaire.

The colour of the canopy always matches the colour of the luminaire shade. The concrete texture variant is provided with a white canopy.

The model of the luminaire with the E 27 setting is suitable for the use of LED retrofits and fulfils the current requirements for an energy-efficient lighting solution.

Design: OLIGO

EXTERNALLY
DIMMABLE

LED
READY

ESL
READY



FEATURES

Pendant luminaire
Can be shortened
Protection class 1

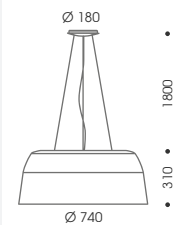
Lighting control and dimming
Dimmable according to the lamp
manufacturer's information
Direct/indirect light emission can
be adjusted

Output data
230 V / 3x E 27 / Retrofit or CFL
max. 24 W
Energy efficiency class: A++ to E

Material
Aluminium

Weight
10.0 kg

TECHNICAL INFORMATION




Special length
Available upon request

PRODUCT

Socket	Suitable for	W	Exterior shade	Interior shade	Item number
E 27	230 V retrofit or CFL	3x max. 24	Matt white	Matt white	42-897-12-21/21
			Matt black	Gold-leaf	42-897-12-23/10
			Concrete texture	Matt white	42-897-12-70/21

Lamps from page 231



LIGHT OBJECTS

PLAYFULLY CREATE A FASCINATING ATMOSPHERE.

Light objects from OLIGO are delicate luminaires with representative character which can be planned individually. They unfold their fascinating effect in entrance areas as well as in stairwells or foyers, for example.


With their poetic design, they are an invitation to engage with fascinating plays of light and the related moods and atmospheres.

The light object desired is often as individual as the construction project. We are happy to undertake lighting planning for your project.

CONTENT	PAGE
FLAVIA light object	180
BEL-AIR light object	188
Lamps	229

FLAVIA







FLAVIA

FLAVIA

FLAVIA is a delicate LED light object with innovative design and unique light effect. It is available as a set with three or four light elements.

The individual light element consists of two leaves and, with the closed prismatic lens, has a light output of 400 lumen with a power consumption of 9.6 watt. For the largest light object with ten leaves, this results in a light output of 2000 lumen. The option of rotating the individual leaves through 180° opens up a wide variety of alternatives in shape and lighting design.

Due to multiple hanging, there is an almost unlimited range of combinations which creates the impression of a shining forest of leaves.

Alongside the standard model in the colours of matt chrome, matt white, matt grey and matt red, other property-based tones are available upon request.

FLAVIA is suitable for both the modern living space and the challenging project. The versatility allows for installation in stairwells, in bay windows, or over tables and counters. OLIGO is happy to undertake the individual planning for you.

Design: Ottenwälder und Ottenwälder

Interior
innovation
award
2015
Winner




FLAVIA

Colours

The FLAVIA light object is available in matt white, matt chrome and matt grey. Additional colours can be supplied on request.

The colour of the ceiling canopy and leaf units correspond in the surface-mounted version. The cover plate in the recessed version is always white matt; the colour specifications in this case relate only to the counterweight.



FLAVIA

FLAVIA

Open, closed or translucent prismatic lenses

The FLAVIA light object is available with different prismatic lenses. The actual light source remains invisible with the open as well as the closed and the translucent prismatic lenses.

The prismatic lens is made from a special acrylic glass which decouples the light, introduced from the side, evenly across the surface. The direct light content is shielded

The leaf-shaped prisms are always mounted on a module in pairs. A mixed prism set-up (open/closed) is also available. The different model types can be combined to create a variety of leaf formations.



OPEN PRISMATIC LENS

The individual leaf appears in the form of a light contour. The inner contour is equipped with high gloss film which covers the LED light source.



CLOSED PRISMATIC LENS

The closed prismatic lens has a groove worked into both sides which runs parallel to the outer edge and subtly traces the shape of the leaf.



TRANSLUCENT PRISMATIC LENS

The entire leaf surface is made from acrylic glass which appears transparent when the light object is switched off. When switched on, it shines as a homogeneous light surface.

[illegible]

FLAVIA LIGHT OBJECT COMPONENTS



CANOPY FOR 2-3 LEAF UNITS

Ø 70 x 140 mm
Suspension length 6,0 m, can be shortened
For 2 or 3 leaf units
Includes counterweight

Output data
120-277 V / 50-60 Hz / 24 V DC / max. 36 W
Protection class 2

Material
Metal

Weight
0.8 kg

Colour	Item number
Matt chrome	63-870-10-06
Matt white	63-870-10-21
Matt grey	63-870-10-45



CANOPY FOR 4-5 LEAF UNITS

Ø 70 x 250 mm
Suspension length 6,0 m, can be shortened
For 4 or 5 leaf units
Includes counterweight

Output data
100-240 V / 50-60 Hz / 24 V DC / max. 60 W
Protection class 2

Material
Metal

Weight
1.3 kg

Colour	Item number
Matt chrome	63-870-20-06
Matt white	63-870-20-21
Matt grey	63-870-20-45



RECESSED VERSION FOR 2-5 LEAF UNITS

Cover disc Ø 90 x 7,5 mm / Matt white
Suspension length 6,0 m, can be shortened
For 2 to 5 leaf units
Order the power supply unit separately
Includes counterweight

Output data
Protection class 2

Material
Metal

Weight
0.4 kg

Recessed version

Counterweight colour	Item number
Matt chrome	63-870-30-06
Matt white	63-870-30-21
Matt grey	63-870-30-45

External power supply (L x 40 x 21)

Type	length (mm)	Item number
120-277 V / max. 35 W	220	60-211-23-21
100-240 V / max. 60 W	250	60-211-24-21

FLAVIA LIGHT OBJECT COMPONENTS



LEAF UNITS

Leaf unit consists of two leaves and a spacer
Leaves can be rotated individually

Material
Metal, acrylic glass

Weight
0.5 kg

Output data
LED / 24 V DC / 2700 K / 10 W / CRI >80 / Energy efficiency class: A
Non-dimmable

				Prismatic lenses: Lumen per leaf unit:	2x open 300 lm	2x closed 400 lm	1x open / 1x closed 350 lm	2x translucent 200 lm
Type	K	W	EEC	Colour	Item number	Item number	Item number	Item number
LED	2700	10	A	Matt chrome	52-870-40-06	52-870-50-06	52-870-70-06	52-870-60-06
				Matt white	52-870-40-21	52-870-50-21	52-870-70-21	52-870-60-21
				Matt grey	52-870-40-45	52-870-50-45	52-870-70-45	52-870-60-45

BEL-AIR





MÄLZEREI, BAMBERG
PLANNING: ERTL, HALLSTADT



BEL-AIR

BEL-AIR

BEL-AIR is a modularly constructed light art object with a unique look. The suspended structure is an expressive “eye-catcher” and, at the same time, is a sophisticated functional luminaire for modern and even traditional architecture.

The metal discs of the BEL-AIR are hand-made and are given a coating which looks like gold leaf or silver leaf.

The TUBE-L suspended in the structure focuses the light, glare-free, against the domed and vibrant looking surfaces of the discs. The tube of the TUBE-L uplight / downlight is made from aluminium and is given a special rust-coloured varnish. In order to change the two high performance 12 V multi mirror lamps, two segments of the luminaire can be removed.

Moreover, BEL-AIR can also be put together individually with three-part discs lit from the inside. Two glass shades can be combined together with the triple ELECTRIC UNIT to form the glowing DISK-L disc.

Choose a ready assembled set or put your own BEL-AIR light object together.

Design: Michael Kleinhenn / Ralf Keferstein



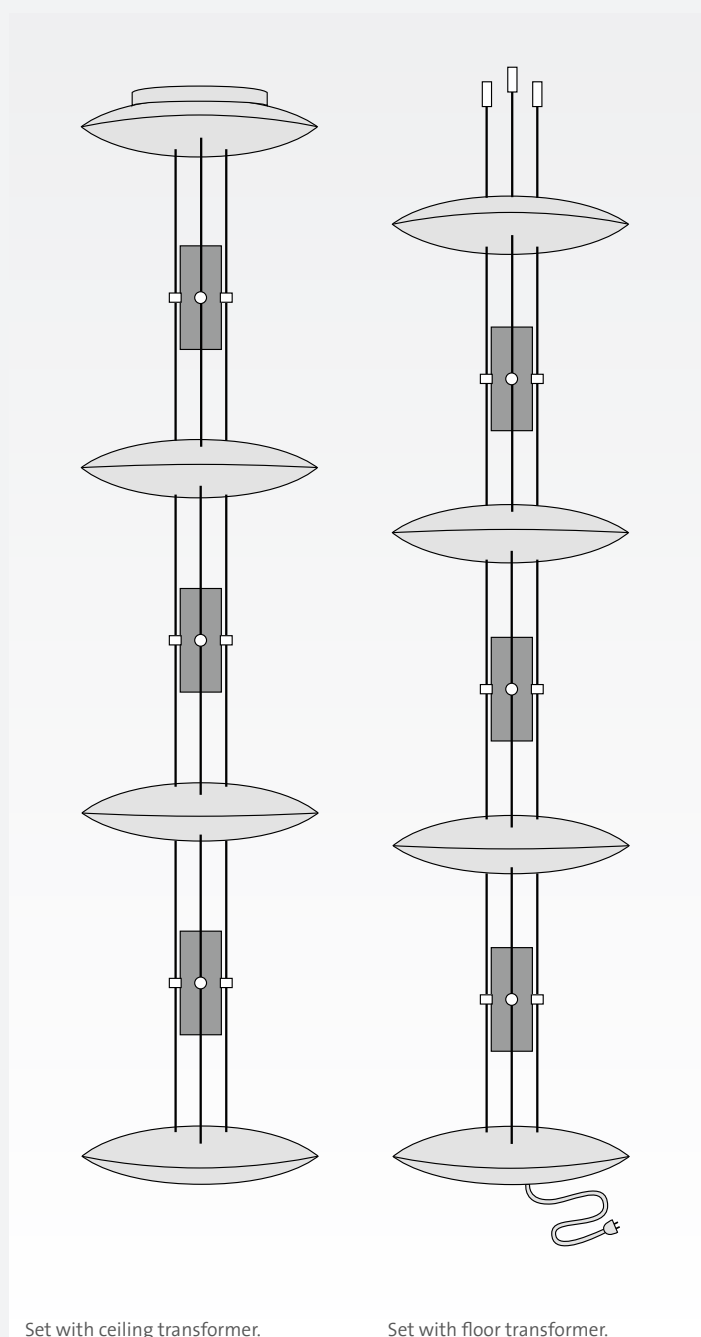


BEL-AIR

BEL-AIR

with metal discs and light tube elements
as a dimmable set

One set comprises 3 DISK-M reflection discs (gold leaf or silver leaf) and 3 TUBE-L light tubes (rust coloured). For different forms of installation, an externally dimmable ceiling transformer or a suspension with floor transformer and integrated sliding dimmer are available. The maximum permissible length of the light object is 2.5 m.



Set with ceiling transformer.

Set with floor transformer.

FEATURES

Light object

Can be shortened
Protection class 1

Ceiling transformer version: Externally dimmable with "Type L, C" dimmers
Floor transformer version: Includes 3 m of cable and a sliding dimmer

Output data

230 V / 50-60 Hz / 12 V / 225 VA
Cable diameter 6 mm²
Energy efficiency class: A+ to C

Material

Metal

Weight

Ceiling transformer version: 15 kg
Floor transformer version: 16.5 kg

TECHNICAL INFORMATION

Installation

Maximum permissible length of the light object 2.5 m

PRODUCT

Set with ceiling transformer

Type	W	Colour	Item number
GU 5.3 / QR-CBC 51	6x max. 35	Gold leaf / rust	52-915-91-10
		Silver leaf / rust	52-915-91-07

Lamps from page 233

PRODUCT

Set with floor transformer

Type	W	Colour	Item number
GU 5.3 / QR-CBC 51	6x max. 35	Gold leaf / rust	52-915-90-10
		Silver leaf / rust	52-915-90-07

Lamps from page 229

BEL-AIR

with metal discs and light tube elements
for individual assembly



There are a variety of components available for individual planning of the light object with DISK-M metal discs and TUBE-L light tube elements.

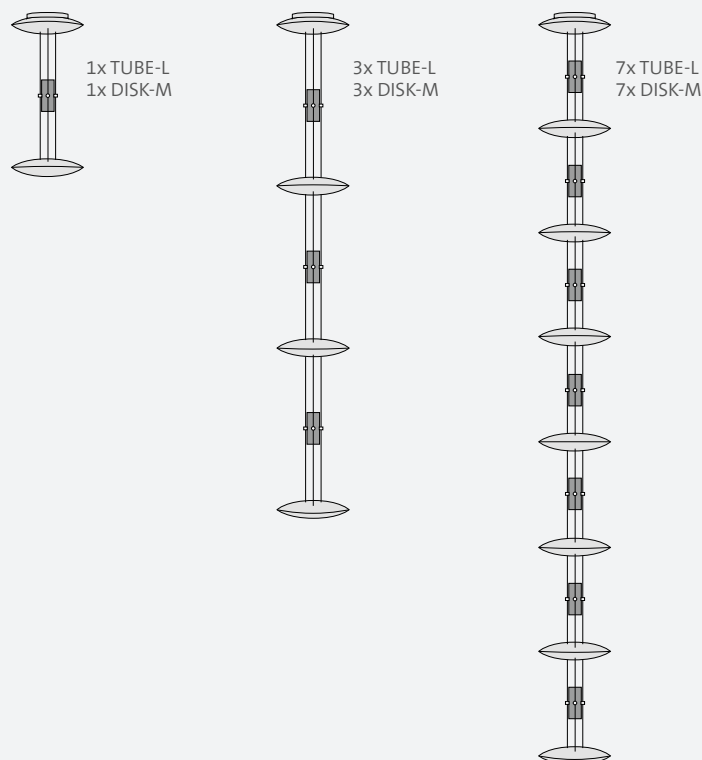
Depending on the configuration on the system, the power is supplied directly to the ceiling transformer (BASIC 1) or via the cable connection to the floor transformer (BASIC FLOOR).

This results in the following configuration options:

BASIC 1 ceiling transformer:
1x to 7x TUBE-L with 1x to 7x DISK-M

BASIC FLOOR floor transformer with BASIC 2 suspension:
1x to 3x TUBE-L with 1x to 3x DISK-M

Planning examples with BASIC 1 ceiling transformer:



Special configurations can be realised upon request.

BEL-AIR COMPONENTS



BASIC 1

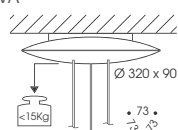
Ceiling transformer

Including 3x 8 m cable, can be shortened
Non-dimmable
DISK-M as the end piece of the light object (order separately)
Protection class 1


Output data

230 V / 50-60 Hz / 12 V / 300 VA
Magnetic transformer
Cable diameter 6 mm²

Weight
9.0 kg



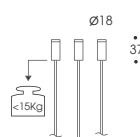
Colour	Item number
Gold leaf	52-915-11-10
Silver leaf	52-915-11-07



BASIC 2

Suspension, ceiling installation

Weight
0.2 kg



Colour	Item number
Gold leaf	52-915-20-10
Silver leaf	52-915-20-07



BASIC FLOOR

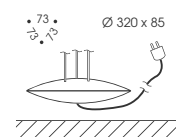
Floor transformer, magnetic

Including 3x 8 m cable, can be shortened
Non-dimmable
3 m cable
Protection class 1

Output data


230 V / 50-60 Hz / 12 V / 300 VA
Magnetic transformer
Cable diameter 6 mm²

Weight
9.0 kg



Colour	Item number
Gold leaf	52-915-51-10
Silver leaf	52-915-51-07

BEL-AIR COMPONENTS



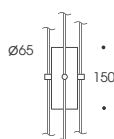
TUBE-L

Light tube
Uplight / downlight

Output data

12 V / GU 5.3 / 2x QR-CBC 51 max. 35 W
Energy efficiency class: A+ to C

Weight
0.5 kg



Cable guide colour	Light tube colour	Item number
Gold leaf	Rust	52-915-30-13
Silver leaf	Rust	52-915-31-13

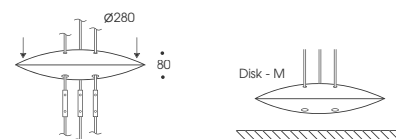
Lamps from page 229



DISK-M

Reflection and end disc

Weight
1.5 kg



Colour	Item number
Gold leaf	52-915-40-10
Silver leaf	52-915-40-07

BEL-AIR

with glass discs lit from the inside
for individual assembly



BEL-AIR

There are a variety of components available for individual planning of the light object with DISK-L glass discs lit from within.

Depending on the configuration on the system, the power is supplied directly to the ceiling transformer (BASIC 1) or via the cable connection to the floor transformer (BASIC FLOOR).

This results in the following configuration options:

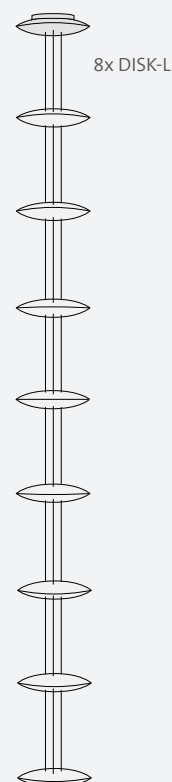
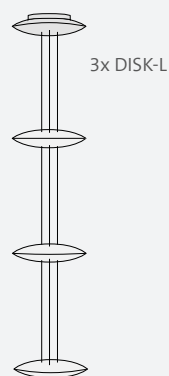
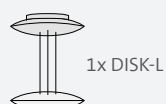
BASIC 1 ceiling transformer:

1x to 10x DISK-L

BASIC FLOOR floor transformer with BASIC 2 suspension:

1x to 6x DISK-L

Planning examples with BASIC 1 ceiling transformer:



Special configurations can be realised upon request.

BEL-AIR COMPONENTS



BASIC 1

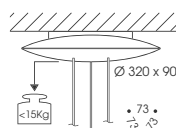
Ceiling transformer

Including 3x 8 m cable, can be shortened
Non-dimmable
Protection class 1


Output data

230 V / 50-60 Hz / 12 V / 300 VA
Cable diameter 6 mm²

Weight
9.0 kg



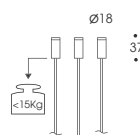
Colour	Item number
Gold leaf	52-915-11-10
Silver leaf	52-915-11-07



BASIC 2

Suspension, ceiling installation

Weight
0.2 kg



Colour	Item number
Gold leaf	52-915-20-10
Silver leaf	52-915-20-07



BASIC FLOOR

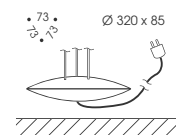
Floor transformer

Including 3x 8 m cable, can be shortened
Non-dimmable
3 m cable
Protection class 1

Output data

230 V / 50-60 Hz / 12 V / 300 VA
Cable diameter 6 mm²

Weight
9.0 kg



Colour	Item number
Gold leaf	52-915-51-10
Silver leaf	52-915-51-07

BEL-AIR COMPONENTS

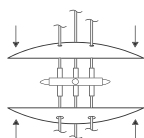


DISK-L

Light disc

Consisting of 1x ELECTRIC UNIT and 2x GLASS DISH each (order separately)

Weight
1.0 kg



ELECTRIC UNIT

Output data

12 V / G 4 / 3x QT-LP 9 max. 20 W
Energy efficiency class: A++ to E

Cable guide colour	Disc colour	Item number
Gold leaf	Rust	52-915-60-13
Silver leaf	Rust	52-915-61-13

Lamps from page 229



GLASS DISH

Glass shade

Please order 1x each for the top and bottom.

Colour	Item number
Matt white	52-915-70-21



KELVEEN Floor luminaire

FLOOR AND TABLE LUMINAIRES

READING AND WORKING IN THE RIGHT LIGHT.

Floor and table luminaires from OLIGO are characterised by their versatile design and their technically virtuoso functionality. As graceful companions, they complete interior design, are always on hand and provide optimal light for reading or working.

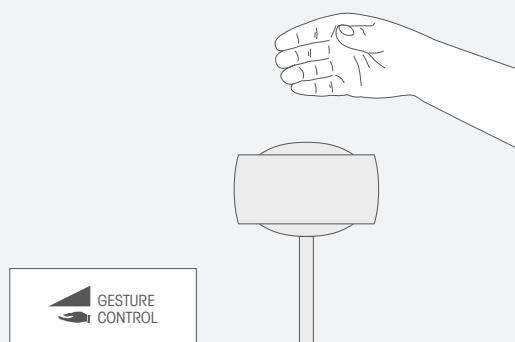
Brightness, brilliance and colour reproduction are as important here as the ability to direct the light flexibly. Refined practical details like touch dimmers or gesture control allow for optimal usability within reach.

CONTENTS	PAGE
Lighting control	200
Floor and table luminaires	203
Lamps	227

FLOOR AND TABLE LUMINAIRES

CONTROL THE LIGHT CONVENIENTLY.

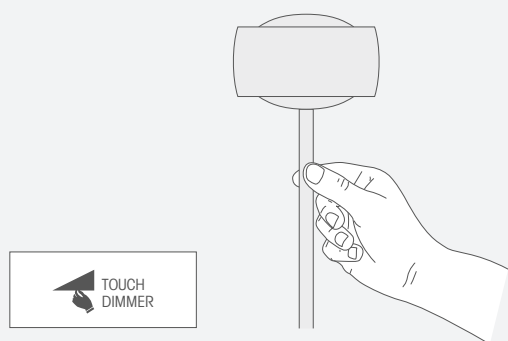
Energy efficiency, maximum flexibility, no visible cables as far as possible and intelligent sensor technology characterises modern lighting in living space and property. Table and floor luminaires from OLIGO can be intuitively switched and dimmed in a wide variety of ways.



GESTURE CONTROL

A subtle hand movement is enough to control the light. Touchless gesture control makes switching and dimming luminaires an almost magical experience and underlines the high level of innovation in OLIGO luminaires.

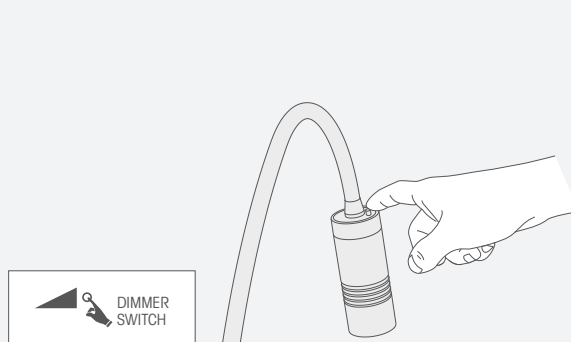
Within a detection area of 10 centimetres, a sensor detects the direction of movement and position of the hand. The luminaire can be switched on or off using a hand movement near the sensor. If the hand lingers over the sensor for a longer time, the dimmer function is activated.



TOUCH DIMMER

With this intuitive form of light control, the brightness of the luminaire is controlled simply by touching the sensor surface or the luminaire housing.

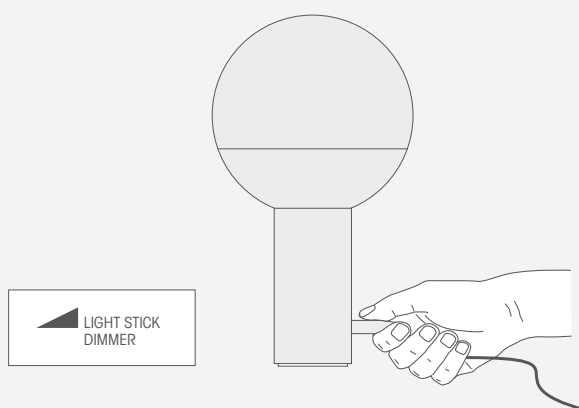
Switching on and off is done with a brief touch, continuous dimming is done by leaving your hand on the sensor surface for longer. The slightest difference in potential between the luminaire and the person touching it leads to a switching action. The integrated memory function recalls the last selected dimming level when the luminaires are turned on.



DIMMER SWITCH

A subtle button, skilfully integrated into the lighting design, serves as a functional control element. Mounted in a readily accessible position and easy to operate, dimmer switches allow for continuous dimming and switching of the luminaires.

A short press of the button turns the luminaires on and off. If you hold the dimmer button pressed for a longer time, the luminaires dim continuously up and down. The integrated memory function recalls the last selected dimming level when the luminaires are turned on.



LIGHT STICK

The Light Stick on the KUULA table luminaire is a form of rotary dimmer which is intuitive to use. A quick turn to the left or right turns the light on or off. If you hold the Light stick in one direction or the other for a few seconds then the luminaire dims up or down accordingly.

The integrated memory function ensures that the last brightness used is called up again when the lamp is switched back on.






GRACE


FLOOR AND TABLE LUMINAIRES

OVERVIEW

LED LUMINAIRES



KELVEEN
Page 207



GRACE
Page 211




TRINITY
Page 215



A LITTLE BIT
Page 219



TROFEO
Page 221



KUULA
Page 223




JUST A LITTLE
Page 225

LUMINAIRES WITH CONVENTIONAL FITTINGS



GRACE
Page 213

KELVEEN



KELVEEN Tischleuchte





KELVEEN Reading luminiare

KELVEEN

LED, New: Reading luminaire

The KELVEEN table and floor luminaires combine high performance LED technology with lighting comfort and aesthetics. State-of-the-art optical components and a continuously dimmable 1,000 lumen create the best visual comfort in the workplace. Ball joints in the base and shade of the luminaires ensure easy adjustment. No visible cables disrupt the minimalist look since the power supply runs through the luminaire arm. The table luminaire can be controlled conveniently via a dimmer switch on the pole, while the reading luminaire and floor luminaire are equipped with a touch dimmer. The table luminaire won the German Design Award.

Design: OLIGO



Luminaire family

Page 79



DIMMER
SWITCH



TOUCH
DIMMER

LED
INTEGRATED



FEATURES

Table luminaire, Reading luminaire or Floor luminaire

Adjustable on multiple axes
Glass lense 90°
3,0 m cable
Protection class 2

Lighting control and dimming

Table luminaire: Dimmer switch
Reading luminaire / Floor luminaire:
Touch dimmer
Memory function

Output data

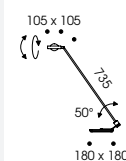
100-240 V / 50-60 Hz / 24 V DC /
LED / 2700 or 3000 K / 1000 lm /
15,8 W / CRI >90
Energy efficiency class: A

Material

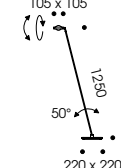
Metal, glass

TECHNICAL INFORMATION

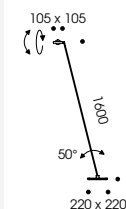
Table luminaire



Reading luminaire



Floor luminaire



Light distribution
See page 250

COLOURS



Matt white



Graphite



Matt black

PRODUCT

Type	lm	K	W	CRI	EEC	Colour	Table luminaire	Reading luminaire	Floor luminaire
LED	1000	2700	15,8	>90	A	Matt white	45-869-11-21	T44-869-21-21	T44-869-11-21
						Graphite	45-869-11-11	T44-869-21-11	T44-869-11-11
						Matt black	45-869-11-23	T44-869-21-23	T44-869-11-23
LED	1000	3000	15,8	>90	A	Matt white	45-869-10-21	T44-869-20-21	T44-869-10-21
						Graphite	45-869-10-11	T44-869-20-11	T44-869-10-11
						Matt black	45-869-10-23	T44-869-20-23	T44-869-10-23

GRACE







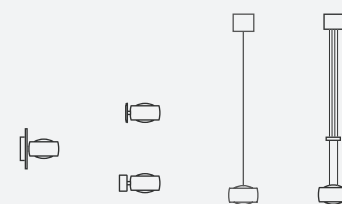
GRACE

GRACE

LED

Timeless GRACE numbers among the classics of decorative luminaires worldwide. The floor or table luminaire model is superbly suited to showcase seating areas, consoles or side tables. The two lenticular, satin finished shades are surrounded by a circular luminaire head and ensure even, glare-free illumination. Floor and table luminaires can be dimmed using the innovative, touchless gesture control. The luminaire family also includes wall and pendant luminaires in the same design.

Design: Ralf Keferstein,
Reworking into floor / table luminaire: OLIGO



Luminaire family Page 47 Page 51 Page 126 Page 129



FEATURES

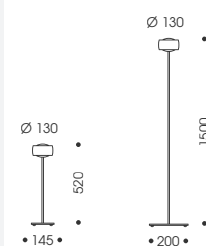
Table luminaire / floor luminaire
Uplight / downlight
3.0 m cable
Protection class 2

Lighting control and dimming
Gesture control
Memory function

Output data
100-240 V AC / 50-60 Hz / 24 V DC /
LED / 2700 K / 1300 lm / 18 W /
CRI >80 / Energy efficiency class: A

Material
Metal, glass, acrylic glass

TECHNICAL INFORMATION



Light distribution
See page 250

COLOURS



Chrome



Brushed Aluminium



Matt gold



Bright white



Satin copper



Brazilian brown



Espresso



Purple grey

PRODUCT

LED table luminaire with gesture control

Type	lm	K	W	EEC	Colour	Rod colour	Item number
LED	1300	2700	18	A	Chrome	Chrome	G45-931-10-05
					Brushed alum.	Chrome	G45-931-10-12
					Matt gold	Black	G45-931-10-09
					Bright white	Chrome	G45-931-10-20
					Satin copper	Chrome	G45-931-10-15
					Brazilian brown	Chrome	G45-931-10-41
					Espresso	Chrome	G45-931-10-48
					Purple grey	Chrome	G45-931-10-49

PRODUCT

LED floor luminaire with gesture control

Type	lm	K	W	EEC	Colour	Rod colour	Item number
LED	1300	2700	18	A	Chrome	Chrome	G44-931-10-05
					Brushed alum.	Chrome	G44-931-10-12
					Matt gold	Black	G44-931-10-09
					Bright white	Chrome	G44-931-10-20
					Satin copper	Chrome	G44-931-10-15
					Brazilian brown	Chrome	G44-931-10-41
					Espresso	Chrome	G44-931-10-48
					Purple grey	Chrome	G44-931-10-49



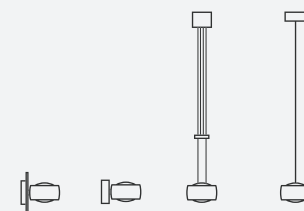
GRACE

GRACE

Halogen

Timeless GRACE numbers among the classics of decorative luminaires worldwide. The floor or table luminaire model is superbly suited to showcase seating areas, consoles or side tables. The two lenticular, satin finished shades are surrounded by a circular luminaire head and ensure even, glare-free illumination. Floor and table luminaires can be controlled using a touch dimmer. The luminaire family also includes wall and pendant luminaires in the same design.

Design: Ralf Keferstein,
Reworking into floor / table luminaire: OLIGO



Luminaire family

Page 48

Page 53

Page 131

Page 133



FEATURES

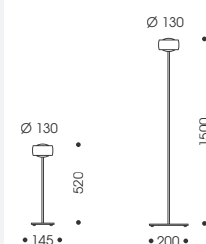
Table luminaire / floor luminaire
Uplight / downlight
2.0 m cable
Protection class 2

Lighting control and dimming
Touch dimmer
Memory function

Output data
230 V / 50-60 Hz / 12 V / GY 6,35 /
QT-LP 12 / max. 50 W
Energy efficiency class: A++ bis C

Material
Metal, glass, acrylic glass

TECHNICAL INFORMATION



COLOURS



Chrome

Brushed
Aluminium

Matt gold



Bright white

PRODUCT

Table luminaire with touch dimmer

Type	W	Colour	Rod colour	Item number
12 V halogen	max. 50	Chrome	Chrome	T45-931-10-05
		Brushed aluminium	Chrome	T45-931-10-12
		Matt gold	Black	T45-931-10-09
		Bright white	Chrome	T45-931-10-20

Lamps from page 229

PRODUCT

Floor luminaire with touch dimmer

Type	W	Colour	Rod colour	Item number
12 V halogen	max. 50	Chrome	Chrome	T44-931-10-05
		Brushed aluminium	Chrome	T44-931-10-12
		Matt gold	Black	T44-931-10-09
		Bright white	Chrome	T44-931-10-20

Lamps from page 229



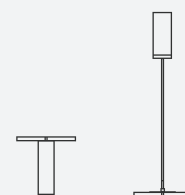
TRINITY

TRINITY

LED

The head of the TRINITY LED luminaire family comprises three segments which can be rotated separately from one another. The luminaire can be switched and dimmed using a button on the upper side of the head. The TRINITY LED luminaire family has been awarded multiple design prizes and also includes pendant and wall luminaires.

Design: EsserKnop Industriedesigner



Luminaire family Page 61 Page 159



LED
INTEGRATED



FEATURES

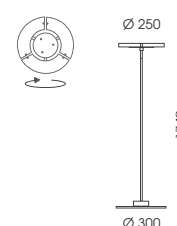
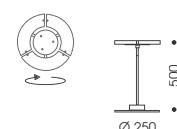
Table luminaire / floor luminaire
Light segments can be rotated 320° independently from one another, and are switchable and dimmable
3.0 m cable
Protection class 2

Lighting control and dimming
Integrated dimmer switch
Memory function

Output data
100-240 V / 50-60 Hz / 24 V DC /
LED / 2700 K / 1950 lm / 27 W /
CRI >80
Energy efficiency class: A+

Material
Metal, acrylic glass

TECHNICAL INFORMATION



Light distribution
See page 250

COLOURS



Chrome matt



Graphite

PRODUCT

Table luminaire

Type	lm	K	W	Colour	Item number
LED	1950	2700	27	Matt chrome	45-896-10-06
				Graphite	45-896-10-11

PRODUCT

Floor luminaire

Type	lm	K	W	Colour	Item number
LED	1950	2700	27	Matt chrome	44-896-10-06
				Graphite	44-896-10-11

A LITTLE BIT





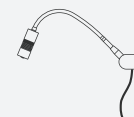


A LITTLE BIT

A LITTLE BIT LED

The A LITTLE BIT LED floor and table luminaire is a flexible lighting solution in a slim format. The elegant luminaire head made from aluminium integrates a glass lens which can be focused between 20° and 60°. For harmonious light distribution, the high quality lens body has been finished separately with a texture on the inside. A dimmer button on the rear of the head allows for continuous adjustment of the brightness. It is saved using a memory function and is also retained after disconnection from the power supply. The flexible arm allows the luminaire head to be angled however you like. A LITTLE BIT is also available as a luminaire for wall mounting.

Design: OLIGO



Luminaire family

Page 63



LED
INTEGRATED



FEATURES

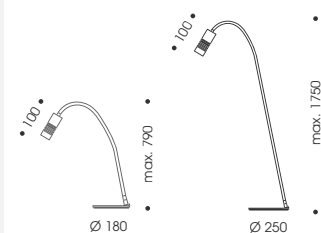
Table luminaire / floor luminaire
Focusable light output 20°-60°
Flexible arm
3.0 m cable
Protection class 2

Lighting control and dimming
Dimmer switch
Memory function

Output data
100-240 V / 50-60 Hz / 24 V DC /
LED / 3000 K / 550 lm / 9 W /
20 - 60° / CRI >90
Energy efficiency class: A

Material
Metal, textile cover

TECHNICAL INFORMATION



Alternative light colour
2700 K on request

COLOURS



Chrome



Matt chrome

PRODUCT

Table luminaire

Type	lm	K	W	EEC	Head colour	Item number
LED	550	3000	9	A	Chrome	45-898-23-23
					Chrome matt	45-898-24-23

PRODUCT

Floor luminaire

Type	lm	K	W	EEC	Head colour	Item number
LED	550	3000	9	A	Chrome	44-898-23-23
					Chrome matt	44-898-24-23



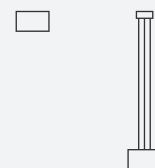
TROFEO

TROFEO

LED

The TROFEO LED luminaire family stands out with sleek elegance and an excellent light scene. The LED modules, specifically designed for the luminaire, generate a warm white, evenly distributed light, refined through an elaborately coordinated prismatic lens. The unique light effect shows to particularly good advantage in the design finished with a leaf gold look. A switch on the luminaire pole enables easy switching and dimming. A second switch activates three different light modes. TROFEO is equally suitable for use in living spaces and for challenging property and is also available as an LED ceiling luminaire or pendant luminaire.

Design: OLIGO



Luminaire family Page 95 Page 155



FEATURES

Floor luminaire
Uplight / downlight
2.0 m cable
Protection class 2

Lighting control and dimming
Bottom switch: Switching and dimming
Top switch: Different light emission types, up/down (3 modes)
Memory function

Output data
100-240 V / 50-60 Hz / 24 V DC /
LED / 2700 K / 1900 lm / 26.2 W /
CRI >80
Energy efficiency class: A+

Material
Metal, acrylic glass

TECHNICAL INFORMATION



Light distribution
See page 250

COLOURS



Matt white
(Creme, RAL 9001)



Matt grey



Matt black /
Gold-leaf



Matt red

PRODUCT

Type	lm	K	W	EEC	Colour	Item number
LED	1900	2700	26.2	A+	Matt white **	44-886-14-21
					Matt grey	44-886-13-45
					Matt black / Gold-leaf	44-886-10-23
					Matt red	44-886-12-25
					Champagne	44-886-15-42

** Creme, RAL 9001



KUULA

KUULA

LED

Together with the furniture manufacturer Thonet, OLIGO presents a luminaire which is characterised by an elegant and minimalistic design. The ball-shaped, hand-blown glass head on the graceful aluminium base is reminiscent of northern European windowsill luminaires and at the same time emits an aura of timeless Bauhaus design. The KUULA table luminaire is equipped with state-of-the-art lighting technology: with a considerable light output of 1,150 lumen, the energy-efficient LED ensures pleasant room lighting with warm white light. With the light stick on the base, the luminaire can be switched and dimmed playfully.

Design: Uli Budde

 LIGHT STICK
DIMMER

LED
INTEGRATED

FEATURES

Table luminaire
3.0 m cable
Protection class 2

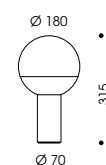
Lighting control and dimming
Integrated rotary dimmer
Memory function

Output data
100-240 V / 50-60 Hz / 24 V DC /
LED / 1150 lm / 13,4 W / CRI >80
Energy efficiency class: A+

Variants:
2700 K / 3000 K

Material
Metal, glass

TECHNICAL INFORMATION



Light distribution
See page 250

COLOURS



Matt white



Matt black

PRODUCT

Type	lm	K	W	EEC	Colour	Item number
LED	1150	2700	13,4	A+	Matt white	45-863-12-21
					Matt black	45-863-12-23
LED	1150	3000	13,4	A+	Matt white	45-863-10-21
					Matt black	45-863-10-23



JUST A LITTLE

JUST A LITTLE

LED

The delicate and efficient JUST A LITTLE LED table luminaire is suitable for living spaces as well as for challenging projects. The flexible metal tube and the very even light scene make JUST A LITTLE a multi-functional and modern light source. It is also available in a variety of models as a decorative wall luminaire.

Design: OLIGO



Luminaire family

Page 67

LED
INTEGRATED



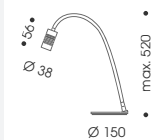
FEATURES

Table luminaire
Flexible arm
Glass lens
1.5 m cable with switch
Non-dimmable
Protection class 2

Output data
240 V AC / 50 Hz / LED / 3000 K /
250 lm / 4 W / CRI >90
Energy efficiency class: A

Material
Metal

TECHNICAL INFORMATION



Alternative light colour
2700 K on request

PRODUCT

Type	lm	K	W	EEC	CRI	Item number
LED	250	3000	4	A	>90	45-893-11-12



LAMPS AND ACCESSORIES

Information about the lamps listed in this chapter is correct at the time of printing. We reserve the right to use new lamps in the course of general technical developments in order to be able to provide our customers with the most suitable lamp in each case.

CONTENTS	PAGE
Low voltage lamps	228
High voltage lamps	231
Transformers and switching power supplies	234
Smart control and dimming accessories	238

12 VOLT LED-RETROFIT

Energy-efficient low voltage lamp

LED
READY

Quality lamp from a well-known brand manufacturer.

Retrofit lamps are only compatible with lamp accessories (e.g. decorative rings) to a limited extent.

Reliable dimming of retrofit lamps is dependent on the actual transformer/dimmer combination and should be checked on a case by case basis.



Equivalent to GU 5,3 / QR-C 51

V	W	K	lm	Beam angle	Dimmable	CRI	EEC	Service life (h)	Item number
12	6	2,700	380	40°	no	>80	A+	50,000	61-122-12-06

Compatible with decorative rings. Suitable for magnetic transformers and DC power supply units (12 V DC).



Equivalent to G 53 / QR-LP 111

V	W	K	lm	Beam angle	Dimmable	CRI	EEC	Service life (h)	Item number
12 AC	10.5	3,000	800	40°	no	>80	A+	30,000	61-124-16-06

Suitable for magnetic transformers.



Equivalent to G 53 / QR-LP 111

V	W	K	lm	Beam angle	Dimmable	CRI	EEC	Service life (h)	Item number
12 DC	12.5	2,700	735	36°	yes	>80	A	25,000	61-124-14-06

Suitable for DC power supply units (12 V DC).

12 VOLT IRC

Energy-efficient low voltage halogen lamp

IRC READY

Quality lamp from a well-known brand manufacturer.

Dimmable with phase cut-off dimmers (dimmer "type C") or phase cut-on dimmers (dimmer "type L") or universal dimmers (dimmer type "R, L, C").

IRC lamps offer the same light output as standard lamps but with lower energy consumption. Conventional lamps can generally be replaced with IRC lamps with a lower wattage.

Examples:

75 W conventional -> 50 W IRC 50 W conventional -> 35 W IRC 35 W conventional -> 25 W IRC



G 4 / QT-LP 9

V	W	K	lm	Dimmable	EEC	Service life (h)	Item number
12	14	3,000	240	yes	B	4,000	61-111-11-00



GY 6,35 / QT-LP 12

V	W	K	lm	Dimmable	EEC	Service life (h)	Item number
12	35	3,000	900	yes	B	4,000	61-112-11-00
12	50	3,000	1,250	yes	B	4,000	61-112-12-00



Cool beam

GU 5,3 / QR-CBC 51

V	W	K	cd	Beam angle	Dimmable	EEC	Service life (h)	Item number
12	20	3,100	1,000	36°	yes	B	4,000	61-113-13-00
12	35	3,100	2,200	36°	yes	B	4,000	61-113-17-00
12	50	3,100	2,850	36°	yes	B	4,000	61-113-21-00



G 53 / QR-LP 111

V	W	K	cd	Beam angle	Dimmable	EEC	Service life (h)	Item number
12	35	3,000	4,500	24°	yes	B	4,000	61-114-10-00
12	50	3,000	5,800	24°	yes	B	4,000	61-114-11-00

12 VOLT CONVENTIONAL

Low voltage halogen lamp

Quality lamp from a well-known brand manufacturer.

Dimmable with phase cut-off dimmers (dimmer “type C”), phase cut-on dimmers (dimmer “type L”) or universal dimmers (dimmer type “R, L, C”).



G 4 / QT-LP 9

V	W	K	lm	Dimmable	EEC	Service life (h)	Item number
12	20	3,000	320	yes	C	4,000	61-101-12-00



GY 6,35 / QT-LP 12

V	W	K	lm	Dimmable	EEC	Service life (h)	Item number
12	35	3,000	600	yes	C	4,000	61-102-11-00
12	50	3,000	930	yes	C	4,000	61-102-12-00



Cool beam

GU 5,3 / QR-CBC 51

V	W	K	cd	Beam angle	Dimmable	EEC	Service life (h)	Item number
12	20	3,000	780	36°	yes	B	4,000	61-103-11-00
12	35	3,000	1,500	36°	yes	B	4,000	61-103-22-00
12	50	3,000	2,200	36°	yes	B	4,000	61-103-32-00

GU 5,3 / QR-CBC 51

V	W	K	cd	Beam angle	Dimmable	EEC	Service life (h)	Item number
12	50	3,000	1,500	36°	yes	B	15,000	61-104-41-00



GU 5,3 / QR-C 51

V	W	K	cd	Beam angle	Dimmable	EEC	Service life (h)	Item number
12	20	2,900	350	36°	yes	B	4,500	61-105-12-00
12	35	2,900	1,500	36°	yes	B	4,500	61-105-22-00
12	50	2,900	2,200	36°	yes	B	4,500	61-105-32-00



Reflecto, Chrom matt

GU 5,3 / QR-C 51

V	W	K	cd	Beam angle	Dimmable	EEC	Service life (h)	Item number
12	20	2,900	510	36°	yes	B	4,500	61-106-10-06
12	35	2,950	1,200	36°	yes	B	4,500	61-106-11-06

230 VOLT LED RETROFIT

High voltage LED lamp

LED READY

Quality lamp from a well-known brand manufacturer.

Retrofit lamps are only compatible with lamp accessories to a limited extent. Reliable dimming is dependent on the actual dimmer combination and should be checked on a case by case basis.



Length: 58 mm

Equivalent to G 9

V	W	K	lm	Beam angle	Dimmable	CRI	EEC	Service life (h)	Item number
230	3.5	2,700	350	300°	yes	>80	A++	25,000	61-242-10-05

Not compatible with wall luminaire SMART.



Length: 56 mm

Equivalent to GU 10 / QPAR 51 (QPAR 16)

V	W	K	lm	Beam angle	Dimmable	CRI	EEC	Service life (h)	Item number
230	8.5	2,700	590	35°	yes	>80	A+	30,000	61-227-10-06
230	8.5	3,000	620	35°	yes	>80	A+	30,000	61-227-11-06

Compatible with decorative rings.



Length: 87 mm

Length: 87 mm

Equivalent to GU 10 / QPAR 111

V	W	K	lm	Beam angle	Dimmable	CRI	EEC	Service life (h)	Item number
230	18	2,700	730	40°	yes	80	A	50,000	61-226-11-06

Equivalent to GU 10 / QPAR 111

V	W	K	lm	Beam angle	Dimmable	CRI	EEC	Service life (h)	Item number
230	14	2,700	780	40°	yes	90	A	25,000	61-226-13-06



Mirrored, Ø 45 mm

Equivalent to E 14 / D 45 CS

V	W	K	lm	Dimmable	CRI	EEC	Service life (h)	Item number
230	2.5	2,700	220	no	80	A+	15,000	61-228-10-00



Length: 109 mm, Ø 38 mm

Equivalent to E 27 / A 60

V	W	K	lm	Beam angle	Dimmable	CRI	EEC	Service life (h)	Item number
230	11.5	2,700	1.055	150°	yes	80	A+	15,000	61-126-10-06



Length: 132 mm, Ø 68 mm

Equivalent to E 27 / A 60

V	W	K	lm	Beam angle	Dimmable	CRI	EEC	Service life (h)	Item number
230	16	2,700	1.521	150°	yes	80	A+	15,000	61-126-11-06

230 VOLT ECO

Energy-efficient high voltage halogen lamp

ECO
READY

Quality lamp from a well-known brand manufacturer.

Dimmable with phase cut-off dimmers (dimmer “type C”) or phase cut-on dimmers (dimmer “type L”) or universal dimmers (dimmer type “R, L, C”).

ECO lamps offer a particularly high light output per watt and thus better energy efficiency than conventional lamps of the same type.



G 9 / QT 14

V	W	K	lm	Dimmable	EEC	Service life (h)	Item number
230	33	2,900	460	yes	C	2,000	61-213-10-00
230	60	2,900	980	yes	C	2,000	61-213-12-00



B15d / QT 18 / 86 mm

V	W	K	lm	Dimmable	EEC	Service life (h)	Item number
230	70	2,900	1,180	yes	D	2,000	61-214-10-00



R7s / QT-DE 11/12 / 78 mm

V	W	K	lm	Dimmable	EEC	Service life (h)	Item number
230	120	2,900	2,250	yes	C	2,000	61-215-12-00

R7s / QT-DE 11/12 / 118 mm

V	W	K	lm	Dimmable	EEC	Service life (h)	Item number
230	230	2,900	5,000	yes	C	2,000	61-215-22-00

230 VOLT CONVENTIONAL

High voltage halogen lamp

Quality lamp from a well-known brand manufacturer.

Dimmable with phase cut-off dimmers (dimmer “type C”) or phase cut-on dimmers (dimmer “type L”) or universal dimmers (dimmer type “R, L, C”).



E 14 / D 45-CS

V	W	K	lm	Dimmable	EEC	Service life (h)	Item number
230	25	3,100	185	yes	E	1,000	61-201-10-00

ACCESSORIES

Transformers und power switching supplies

1. TRANSFORMERS



1.1 OSRAM MOUSE™

230 V / 50-60 Hz / 12 V
Electronic transformer
Permissible secondary side cable length <2 m
Compatible with "Type L" and "Type C" dimmers
Protection class 2

Installation in or on furniture elements with normal flammability permissible

Certificates
ENEC, VDE

VA	Size (mm)	Ceiling cut-out (mm)	Item number
20-75	104 x 33 x 22	Ø 40	60-116-10-21
35-105	108 x 52 x 33	Ø 55	60-116-11-21
50-150	153 x 54 x 36	Ø 55	60-116-12-21

1.2 ET 4

230 V / 50-60 Hz / 12 V
Electronic flat transformer
Permissible secondary side cable length <2 m
Compatible with "Typ C" dimmers
Protection class 2

Primary 2x terminals / secondary 3 terminals max. 3x 35 W

Certificates
ENEC, VDE

VA	Size (mm)	Item number
35-105	175 x 42 x 18	60-112-10-21

1. TRANSFORMERS



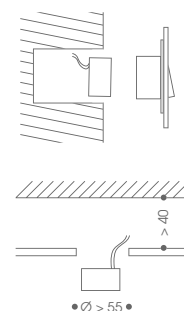
1.3 ET 5 QUAD

230 V / 50-60 Hz / 12 V
Electronic transformer
Permissible secondary side cable length <2 m
Compatible with "Typ C" dimmers
Protection class 2

VA	Size (mm)	Item number
20-60	55 x 48 x 28	60-113-10-23
35-105	89 x 45 x 28	60-113-11-23
50-150	127 x 42 x 30	60-113-13-21

1.4 ET 5 MINI

230 V / 50-60 Hz / 12 V
Electronic transformer
Permissible secondary side cable length <2 m
Compatible with "Typ C" dimmers
Protection class 2



VA	Size (mm)	Item number
20-60	Ø 53 x 29	60-113-20-23

1. TRANSFORMERS



1.5 ET 6

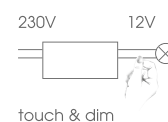
230 V / 50-60 Hz / 12 V
Electronic cord transformer, with sliding dimmer
Permissible secondary side cable length <2 m
Protection class 2

Certificates
ENEC, VDE

VA	Size (mm)	Item number
20-105	150 x 70 x 36	60-114-10-23

1.6 ET 7 TOUCH

230 V / 50-60 Hz / 12 V
Electronic transformer, with touchdimmer
Permissible secondary side cable length <2 m
Protection class 2



2-cable system

VA	Size (mm)	Item number
35-60	144 x 45 x 34 mm	60-115-10-23
35-105	144 x 45 x 34 mm	60-115-11-23

1. TRANSFORMERS



1.7 MT 1

230 V / 50-60 Hz / 12 V
Magnetic transformer
Compatible with dimmer "Type L"
Protection class 2

300 mm primary cable and glass fuse

Certificates
ENEC

VA	Size (mm)	Item number
105	108 x 78 x 80	60-101-10-21
150	130 x 85 x 80	60-101-11-21
200	130 x 85 x 100	60-101-12-21
300	130 x 85 x 100	60-101-13-21
400	175 x 128 x 118	60-101-14-21

2. POWER INDUCTOR



230 V / 50-60 Hz
For reducing dimmer noise
Compatible with magnetic transformers / MT 1

A	Size (mm)	Item number
max. 1,5	Ø 52 x 26	60-301-10-23

3. SWITCHING POWER SUPPLIES



3.1 DC 1

100-240 V / 50-60 Hz / 12 V DC
With functional earthing

Screw terminals with terminal covers

Certificates
ENEC

VA	Size (mm)	Item number
45	182 x 62 x 35	60-211-11-21
60	182 x 62 x 35	60-211-12-21



3.2 DC 2

100-240 V / 50-60 Hz / 24 V DC
Protection class 1
IP 65

VA	Size (mm)	Item number
60	171 x 62 x 37	60-211-20-06
120	220 x 68 x 39	60-211-21-06
240	244 x 68 x 39	60-211-22-06

3. SWITCHING POWER SUPPLIES

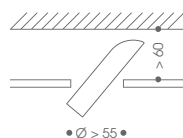


3.3 DC 3

110-240 V / 50 Hz / universal
 Constant current 350/700/1050 mA
 Constant current 10 V DC max. 10 W
 Constant current 12 V DC max. 12 W
 Constant current 24 V DC max. 20 W
 Protection class 2

Screw terminals with terminal covers

Certificates
 ENEC



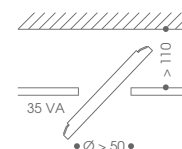
VA	Size (mm)	Item number
20	110 x 52 x 24	60-211-10-21

3.4 DC 4

100-277 V / 50-60 Hz / 24V DC
 Protection class 2

Plug terminals with terminal covers

Certificates
 ENEC



VA	Size (mm)	Item number
3.5 - 35	220 x 40 x 21	60-211-23-21
4,8 - 60	250 x 40 x 21	60-211-24-21

3. SWITCHING POWER SUPPLIES

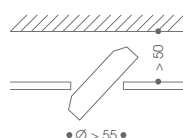


3.5 LED DRIVER, CONSTANT CURRENT

220-240 V / 50-60 Hz / 300 mA Constant current /
 26-43 V DC / 7,8 – 12,9 W / U_{max} 58 V
 Dimmable with phase-cut dimmers
 Protection class 2

Plug terminals with terminal covers

Certificates
 ENEC



W	Size (mm)	Item number
7,8 - 12,9	86 x 41 x 22	60-211-30-10

ACCESSORIES

Smart Control and dimming

If the right accessories are obtained, most luminaires from OLIGO – including many equipped with LED technology – can be dimmed externally or integrated into smart-home systems. You can download the associated compatibility list at www.oligo.de.

4. SMART CONTROL / CASAMBI

CASAMBI



CASAMBI / APP

Software
for wireless lighting control via smartphones and tablets. Creates a mesh network with other Casambi-compatible products. Free, no subscription costs. App available in the App Store and on Google Play.

As a cross-manufacturer application, the Casambi app can also be used with luminaires from other manufacturers, such as the Philips Hue, for example. An Internet connection should be available for setting up the system.

Compatibility
iOS operating system
from iPhone 4S or later, from iPad 3 or later, from 5th generation iPod touch or later

Android operating system
Android 5.0 Lollipop or later with full Bluetooth 4.0 support

www.casambi.com

4.1 CASAMBI / SMART.IQ WIRELESS MODULE

Extensions for single luminaires
Suitable for suspended ceilings

Allows compatible luminaires to be controlled via smartphone, wireless switch or wireless remote control.


24 V DC / 2.4 GHz Bluetooth 4.0 LE

82 x 40 x 23 mm

Material
Plastic

Type	Item number
Wireless module	60-312-10-00

4. SMART CONTROL / CASAMBI



4.2 CASAMBI / PHASE-CUT DIMMER

Extensions for single luminaires
Recessed / flush-mounted

Makes it possible to control compatible luminaires via smartphones, wireless switches or radio remote control.

Rated voltage: 85 - 240 V/AC, Rated frequency: 50 Hz/60 Hz,
Rated output: max. 50 W/VA (C-Last) / max. 150 W/VA (R-Last)

40,4 x 36,3 x 14 mm

2,4 GHz Bluetooth 4.0 LE

Material
Plastic

Typ	Item number
Dimmer module Casambi CBU-TED	60-211-10-10

4.3 CASAMBI / SCHALTER UND FERNBEDIENUNG

Mobile wireless button for wireless switching and dimming of compatible luminaires, including in groups or scenes. Four programmable buttons. Optional wall mounting.

2.4 GHz Bluetooth 4.0 LE Casambi

90 x 90 x 12 mm

Material
Plastic

Colour	Item number
Matt white	60-626-10-21
Matt black	60-626-10-23



5. SMART CONTROL / HOME Matic

HomeMatic

Software
for wireless or wired control of HomeMatic-compatible devices. Costs may be incurred depending on the app. App available in the App Store, Windows Store and on Google Play. HomeMatic centre required on site.


With HomeMatic components from the manufacturer eQ3, projects from individual wireless applications through to fully networked building automation systems using cables and with wireless solutions can be realised according to the modular principle.

Compatibility
iOS operating system 8.0 or later

Android operating system
"HomeDroid" or "Home24" from Android version 1.6 or later

Windows operating system
"Orbylon" from Windows 8.1 or later

www.homematic.com



5.1 HOME Matic / SMART.IQ WIRELESS MODULE

Extensions for single luminaires
Suitable for suspended ceilings


Allows compatible luminaires to be controlled via smartphone, wireless switch or wireless remote control.
82 x 40 x 23 mm

24 V DC / 868,3 MHz HomeMatic BidCoS

Material
Plastic

Type	Item number
Wireless module	60-312-11-00

5. SMART CONTROL / HOME Matic



5.2 HOME Matic / PHASE-CUT DIMMER AKTUATOR

Extensions for single luminaires
Recessed / flush-mounted

Makes it possible to control compatible luminaires via smartphones, wireless switches or radio remote control.


Rated voltage: 230 V/AC, Rated frequency: 50 Hz,
Rated output: 10 - 120 W/VA

53 x 53 x 30 mm

868,3 MHz HomeMatic BidCoS

Material
Plastic

Type	Item number
Dimmer module HomeMatic HM-LC-Dim1T-FM	60-211-10-11



5.3 HOME Matic / BUTTON / REMOTE CONTROL

For wireless switching and dimming of compatible luminaires, including in groups or scenes.

Wireless button, programmable
Wireless remote control, eight programmable buttons

868.3 MHz HomeMatic BidCoS

Material
Plastic

Type	Item number
Button	60-626-11-21
Remote control	60-627-11-21

6. LED ROTARY DIMMER / WALL



DIMMER INSERT / SET

Busch Jaeger 6523 U-102
LED dimmer UP insert
With rotary actuation, pressure sequence toggle switch and soft detent
Rated voltage: 230 V~, + 10 % / - 10 %
Rated frequency: 50 Hz/60 Hz
Rated output: 2 - 100 W/VA

Busch Jaeger 1721-184K
Single cover frame, colour: Studio white
80 x 80 x 11 mm

Busch Jaeger 6540-84-102
Central slide with rotary knob and glow lamp, colour: Studio white
63 x 63 mm

Type	Item number
Dimmer insert	60-671-00-00
Set: dimmer insert with rotary knob and cover frame	60-625-00-00

APPENDIX

CONTENTS	PAGE
Index by luminaire name	244
Index by item number	246
Light distribution curves	250
Ordering information and technical information	254

INDEX

BY LUMINAIRE NAME

Luminaire name	WALL AND CEILING LUMINAIRES Page 35	PENDANT LUMINAIRES Page 109	LIGHT OBJECTS Page 179	FLOOR AND TABLE LUMINAIRES Page 199
A LITTLE BIT	63			219
BALINO (LED)		136, 139		
BALINO (Halogen)		141		
BEAMY UP	91			
BEL-AIR			188	
CILINDAR	101			
DECENT		144, 147		
DONATA	99	173		
EBBYGO		177		
ECOLINO GRANDE		171		
FAMILLE FILOU	107			
FLAVIA			180	
GATE B SEVEN	89			
GATSBY	93			
GRACE (LED)	51	126, 129		211
GRACE (Halogen)	53	131, 133		213
GRACE UNLIMITED (LED)	44, 47			
GRACE UNLIMITED (Halogen)	44, 48			
ICE	87			
JUST A LITTLE	67			225
KELVEEN	79			207

Luminaire name	WALL AND CEILING LUMINAIRES Page 35	PENDANT LUMINAIRES Page 109	LIGHT OBJECTS Page 179	FLOOR AND TABLE LUMINAIRES Page 199
KUULA				223
LEVEL	81			
LISGO SKY SHORT		163		
LISGO SKY STRAIGHT		165		
LX 2	69			
MADemoiselle FILOU	107			
MAVEN	57			
PROJECT	73			
PROJECT VERTICAL	75			
PULL-IT		167, 169		
RIO		118, 121, 123		
ROUND ABOUT	103			
SIR CHARLES	105			
SIR GATSBY		161		
SMART	77			
TRINITY	61	159		215
TROFEO	95	155		221
TUDOR	41, 97	153		
TWIN LANE	83			
VOLANA	55			

INDEX

BY ITEM NUMBER

Item number	Page
40-856-10-21	55
40-864-30-21/21	41
40-864-30-23/10	41
40-864-30-25/25	41
40-864-30-42/42	41
40-864-30-45/45	41
40-864-31-21/21	41
40-864-31-23/10	41
40-864-31-25/25	41
40-864-31-42/42	41
40-864-31-45/45	41
40-874-10-21	56
40-874-11-21	56
40-874-12-06	56
40-874-13-11	56
40-874-20-21	56
40-874-21-21	56
40-874-22-06	56
40-874-23-11	56
40-874-30-21	57
40-874-31-21	57
40-874-32-06	57
40-874-33-11	57
40-874-40-21	56
40-874-41-21	56
40-874-42-06	56
40-874-43-11	56
40-874-50-21	56
40-874-51-21	56
40-874-52-06	56
40-874-53-11	56
40-874-60-21	57
40-874-61-21	57
40-874-62-06	57
40-874-63-11	57
40-893-12-12	67
40-893-13-12	67
40-893-21-12	67
40-893-31-12	67
40-896-10-06	61
40-896-10-11	61
40-898-23-23	63
40-898-24-23	63
40-898-43-23	63
40-898-44-23	63
40-903-11-05	48
40-903-15-05	47
40-903-20-10	47, 48

Item number	Page
40-903-20-20	47, 48
40-903-20-22	47, 48
40-903-20-24	47, 48
40-903-20-40	47, 48
40-903-20-44	47, 48
40-903-20-70	47, 48
40-903-20-71	47, 48
40-903-31-05	48
40-903-31-06	48
40-903-31-09	48
40-903-31-12	48
40-903-31-20	48
40-903-33-05	47
40-903-33-06	47
40-903-33-09	47
40-903-33-12	47
40-903-33-15	47
40-903-33-20	47
40-903-33-41	47
40-903-33-48	47
40-903-33-49	47
40-903-40-05	49
40-903-41-05	49
40-908-10-12/21	77
40-918-10-05/05	73
40-918-10-06/21	73
40-918-10-06/32	73
40-918-10-12/12	73
40-918-10-12/21	73
40-918-10-12/32	73
40-918-30-12/21	75
40-920-10-06	69
40-920-10-12	69
40-931-10-12	53
40-931-20-05	51
40-931-20-12	51
40-931-20-20	51
40-931-21-05	51
40-931-21-12	51
40-931-21-20	51
40-980-10-23	107
41-857-10-21	91
41-864-40-21/21	97
41-864-40-23/10	97
41-864-40-25/25	97
41-864-40-42/42	97
41-864-40-45/45	97

Item number	Page
41-864-41-21/21	97
41-864-41-23/10	97
41-864-41-25/25	97
41-864-41-42/42	97
41-864-41-45/45	97
41-864-42-21/21	97
41-864-42-23/10	97
41-864-42-25/25	97
41-864-42-42/42	97
41-864-42-45/45	97
41-866-10-05	83
41-866-10-06	83
41-866-10-21	83
41-866-20-05	83
41-866-20-06	83
41-866-20-21	83
41-869-10-21	79
41-869-11-21	79
41-886-10-23	95
41-886-12-25	95
41-886-13-45	95
41-886-14-21	95
41-886-15-42	95
41-905-21-05	81
41-905-21-06	81
41-905-21-21	81
41-909-10-06	99
41-909-20-06	99
41-916-10-06	87
41-916-10-21	87
41-916-20-06	87
41-916-20-21	87
41-923-10-06	105
41-951-10-06/06	103
41-951-10-06/21	103
41-951-20-06/06	103
41-951-20-06/21	103
41-971-40-05	93
41-973-10-06	89
41-980-10-23	107
41-980-20-23	107
41-985-10-06/21	101
41-985-20-06/21	101
42-861-10-06	121
42-861-10-15	121
42-861-10-21	121
42-861-10-23	121

Item number	Page
42-861-10-25	121
42-861-10-36	121
42-861-10-38	121
42-861-10-41	121
42-861-10-48	121
42-861-20-06	121
42-861-20-15	121
42-861-20-21	121
42-861-20-23	121
42-861-20-25	121
42-861-20-36	121
42-861-20-38	121
42-861-20-41	121
42-861-20-48	121
42-861-30-06	121
42-861-30-15	121
42-861-30-21	121
42-861-30-23	121
42-861-30-25	121
42-861-30-36	121
42-861-30-38	121
42-861-30-41	121
42-861-30-48	121
42-861-40-06	118
42-861-40-15	118
42-861-40-21	118
42-861-40-23	118
42-861-40-25	118
42-861-40-36	118
42-861-40-38	118
42-861-40-41	118
42-861-40-48	118
42-861-50-06	119
42-861-50-15	119
42-861-50-21	119
42-861-50-23	119
42-861-50-25	119
42-861-50-36	119
42-861-50-38	119
42-861-50-41	119
42-861-50-48	119
42-880-10-05/03	141
42-880-10-05/29	141
42-880-11-06/03	141
42-880-11-06/08	141
42-880-11-06/40	141
42-880-13-05/03	139
42-880-13-05/29	139

Item number	Page	Item number	Page	Item number	Page	Item number	Page
42-880-13-05/44	139	42-952-30-06/21	167	52-915-11-07	195, 197	60-461-10-21	123
42-880-14-06/03	139	42-952-30-06/28	167	52-915-11-10	195, 197	60-625-00-00	241
42-880-14-06/08	139	42-952-40-06/01	169	52-915-20-07	195, 197	60-626-10-21	239
42-880-14-06/40	139	42-952-40-06/21	169	52-915-20-10	195, 197	60-626-10-23	239
42-880-23-05/03	139	42-952-40-06/28	169	52-915-30-13	195	60-626-11-21	240
42-880-23-05/29	139	42-971-40-05	161	52-915-31-13	195	60-627-11-21	240
42-880-23-05/44	139	42-981-10-06/21	171	52-915-40-07	195	60-671-00-00	241
42-880-24-06/03	139	42-981-20-06/21	171	52-915-40-10	195		
42-880-24-06/08	139	42-981-30-06/21	171	52-915-51-07	195, 197	61 -101-12-00	230
42-880-24-06/40	139			52-915-51-10	195, 197	61-102-11-00	230
42-880-33-05/03	139	44 -886-10-23	221	52-915-60-13	197	61-102-12-00	230
42-880-33-05/29	139	44-886-12-25	221	52-915-61-13	197	61-103-11-00	230
42-880-33-05/44	139	44-886-13-45	221	52-915-70-21	197	61-103-22-00	230
42-880-34-06/03	139	44-886-14-21	221	52-915-90-07	193	61-103-32-00	230
42-880-34-06/08	139	44-886-15-42	221	52-915-90-10	193	61-104-41-00	230
42-880-34-06/40	139	44-896-10-06	215	52-915-91-07	193	61-105-12-00	230
42-880-40-05/03	136	44-896-10-11	215	52-915-91-10	193	61-105-22-00	230
42-880-40-05/29	136	44-898-23-23	219			61-105-32-00	230
42-880-40-05/44	136	44-898-24-23	219	60 -101-10-21	236	61-106-10-06	230
42-880-40-06/03	136			60-101-11-21	236	61-106-11-06	230
42-880-40-06/08	136	45 -863-10-21	223	60-101-12-21	236	61-111-11-00	229
42-880-40-06/40	136	45-863-10-23	223	60-101-13-21	236	61-112-11-00	229
42-880-50-05/03	137	45-863-12-21	223	60-101-14-21	236	61-112-12-00	229
42-880-50-05/29	137	45-863-12-23	223	60-112-10-21	234	61-113-11-00	229
42-880-50-05/44	137	45-869-10-11	207	60-113-10-23	235	61-113-13-00	229
42-880-50-06/03	137	45-869-10-21	207	60-113-11-23	235	61-113-17-00	229
42-880-50-06/08	137	45-869-10-23	207	60-113-13-21	235	61-113-21-00	229
42-880-50-06/40	137	45-869-11-11	207	60-113-20-23	235	61-114-10-00	229
42-896-10-06	159	45-869-11-21	207	60-114-10-23	235	61-114-11-00	229
42-896-10-11	159	45-869-11-23	207	60-115-10-23	235	61-122-12-06	228
42-897-12-21/21	177	45-893-11-12	225	60-115-11-23	235	61-124-14-06	228
42-897-12-23/10	177	45-896-10-06	215	60-116-10-21	234	61-124-16-06	228
42-897-12-70/21	177	45-896-10-11	215	60-116-11-21	234	61-126-10-06	231
42-909-20-06/21	173	45-898-23-23	219	60-116-12-21	234	61-126-11-06	231
42-909-20-06/42	173	45-898-24-23	219	60-211-10-10	239	61-201-10-00	233
42-931-10-05	131			60-211-10-11	240	61-213-10-00	232
42-931-10-12	131	52 -870-40-06	187	60-211-10-21	237	61-213-12-00	232
42-931-11-05	133	52-870-40-21	187	60-211-11-21	236	61-214-11-00	232
42-931-11-12	133	52-870-40-45	187	60-211-12-21	236	61-215-12-00	232
42-931-20-12	131	52-870-50-06	187	60-211-20-06	236	61-215-22-00	232
42-931-30-12	131	52-870-50-21	187	60-211-21-06	236	61-226-11-06	231
42-952-10-06/01	167	52-870-50-45	187	60-211-22-06	236	61-226-13-06	231
42-952-10-06/21	167	52-870-60-06	187	60-211-23-21	187, 237	61-227-10-06	231
42-952-10-06/28	167	52-870-60-21	187	60-211-24-21	187, 237	61-227-11-06	231
42-952-20-06/01	167	52-870-60-45	187	60-211-30-10	123, 237	61-228-10-00	231
42-952-20-06/21	167	52-870-70-06	187	60-301-10-23	236	61-242-10-05	231
42-952-20-06/28	167	52-870-70-21	187	60-312-10-00	238		
42-952-30-06/01	167	52-870-70-45	187	60-312-11-00	240	62 -202-10-05	89

Item number	Page	Item number	Page	Item number	Page	Item number	Page
62-202-10-06	89	G42-885-20-12	147	G45 -931-10-05	211	T42-887-40-42	165
62-202-10-12	89	G42-885-20-21	147	G45-931-10-09	211	T42-887-40-45	165
62-212-10-21	89	G42-885-30-05	147	G45-931-10-12	211	T42-887-41-05	165
62-212-11-45	89	G42-885-30-12	147	G45-931-10-15	211	T42-887-41-21	165
62-213-10-21	89	G42-885-30-21	147	G45-931-10-20	211	T42-887-41-23	165
62-222-10-24	79	G42-885-40-05	144	G45-931-10-41	211	T42-887-41-25	165
62-222-10-33	79	G42-885-40-12	144	G45-931-10-48	211	T42-887-41-42	165
62-222-10-35	79	G42-885-40-21	144	G45-931-10-49	211	T42-887-41-45	165
62-222-10-37	79	G42-885-50-05	145			T42-931-10-05	131
62-222-10-46	79	G42-885-50-12	145	T42 -864-10-23	153	T42-931-10-12	131
62-232-10-06	89	G42-885-50-21	145	T42-864-12-25	153	T42-931-20-12	131
62-232-10-23	89	G42-886-10-23	155	T42-864-13-45	153	T42-931-30-12	131
62-506-10-05	119, 127, 137, 145, 151	G42-886-12-25	155	T42-864-14-21	153	T42-952-10-06/01	167
62-506-10-12	119, 127, 137, 145, 151	G42-886-13-45	155	T42-864-15-42	153	T42-952-10-06/21	167
62-506-10-21	119, 127, 137, 145, 151	G42-886-14-21	155	T42-864-20-23	153	T42-952-10-06/28	167
62-506-20-05	119, 127, 137, 145, 151	G42-886-15-42	155	T42-864-22-25	153	T42-952-20-06/01	167
62-506-20-12	119, 127, 137, 145, 151	G42-931-12-05	129	T42-864-23-45	153	T42-952-20-06/21	167
62-506-20-21	119, 127, 137, 145, 151	G42-931-12-12	129	T42-864-24-21	153	T42-952-20-06/28	167
		G42-931-12-20	129	T42-864-25-42	153	T42-952-30-06/01	167
63 -506-10-21	119,137	G42-931-13-15	129	T42-864-30-23	153	T42-952-30-06/21	167
63-506-12-21	145	G42-931-13-41	129	T42-864-32-25	153	T42-952-30-06/28	167
63-506-13-21	145	G42-931-13-48	129	T42-864-33-45	153		
63-506-14-21	127, 151	G42-931-13-49	129	T42-864-34-21	153	T44 -869-10-11	207
63-506-15-21	127, 151	G42-931-23-05	129	T42-864-35-42	153	T44-869-10-21	207
63-506-20-21	119, 137	G42-931-24-12	129	T42-864-40-21/21	150	T44-869-10-23	207
63-506-22-21	145	G42-931-24-15	129	T42-864-40-23/10	150	T44-869-11-11	207
63-506-23-21	145	G42-931-24-41	129	T42-864-40-25/25	150	T44-869-11-21	207
63-506-24-21	127, 151	G42-931-24-48	129	T42-864-40-42/42	150	T44-869-11-23	207
63-506-25-21	127, 151	G42-931-24-49	129	T42-864-40-45/45	150	T44-869-20-11	207
63-870-10-06	187	G42-931-25-20	129	T42-864-41-21/21	150	T44-869-20-21	207
63-870-10-21	187	G42-931-33-05	129	T42-864-41-23/10	150	T44-869-20-23	207
63-870-10-45	187	G42-931-34-12	129	T42-864-41-25/25	150	T44-869-21-11	207
63-870-20-06	187	G42-931-34-15	129	T42-864-41-42/42	150	T44-869-21-21	207
63-870-20-21	187	G42-931-34-41	129	T42-864-41-45/45	150	T44-869-21-23	207
63-870-20-45	187	G42-931-34-48	129	T42-864-50-21/21	151	T44-931-10-05	213
63-870-30-06	187	G42-931-34-49	129	T42-864-50-23/10	151	T44-931-10-09	213
63-870-30-21	187	G42-931-35-20	129	T42-864-50-25/25	151	T44-931-10-12	213
63-870-30-45	187	G42-931-40-05	126	T42-864-50-42/42	151	T44-931-10-20	213
		G42-931-40-12	126	T42-864-50-45/45	151	T45-931-10-05	213
94 -904-10-01	99	G42-931-40-15	126	T42-864-51-21/21	151	T45-931-10-09	213
94-904-10-21	99	G42-931-40-20	126	T42-864-51-23/10	151	T45-931-10-12	213
94-904-10-42	99	G42-931-40-41	126	T42-864-51-25/25	151	T45-931-10-20	213
94-931-10-01	49	G42-931-40-48	126	T42-864-51-42/42	151		
94-931-10-02	49	G42-931-40-49	126	T42-864-51-45/45	151		
94-931-10-03	47, 49	G42-931-50-05	127	T42-887-30-05	163		
		G42-931-50-12	127	T42-887-30-21	163		
95 -861-00-06	123	G42-931-50-15	127	T42-887-30-23	163		
95-861-00-15	123	G42-931-50-20	127	T42-887-30-25	163		
95-861-00-21	123	G42-931-50-41	127	T42-887-30-42	163		
95-861-00-23	123	G42-931-50-48	127	T42-887-30-45	163		
95-861-00-25	123	G42-931-50-49	127	T42-887-31-05	163		
95-861-00-36	123			T42-887-31-21	163		
95-861-00-38	123	G44 -931-10-05	211	T42-887-31-23	163		
95-861-00-41	123	G44-931-10-09	211	T42-887-31-25	163		
95-861-00-48	123	G44-931-10-12	211	T42-887-31-42	163		
		G44-931-10-15	211	T42-887-31-45	163		
G42 -885-10-05	147	G44-931-10-20	211	T42-887-40-05	165		
G42-885-10-12	147	G44-931-10-41	211	T42-887-40-21	165		
G42-885-10-21	147	G44-931-10-48	211	T42-887-40-23	165		
G42-885-20-05	147	G44-931-10-49	211	T42-887-40-25	165		



GRACE

LIGHT DISTRIBUTION CURVES

OLIGO products can be planned using the DIALux planning software. The relevant planning data is available for download as a DIALux plug-in at www.oligo.de.

BALINO LED



Single

h (m)	Ø (m)	Lux
1	1,10	528
2	1,60	235
3	3,2	59

DECENT



Single

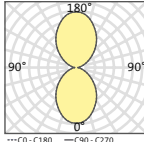
h (m)	Ø (m)	Lux
1	2,00	353
2	3,90	88
3	5,9	39

GRACE LED



h (m)	Ø (m)	Lux
1	1,90	296
2	3,80	74
3	5,70	33

GRACE UNLIMITED LED



h (m)	Ø (m)	Lux
1	1,90	296
2	3,80	74
3	5,70	33

KELVEEN



h (m)	Ø (m)	Lux
1	1,43	490
2	2,86	122
3	4,30	54

KUULA



h (m)	Ø (m)	Lux
1	2,20	417
2	4,40	104
3	6,60	46

LISGO SKY SHORT



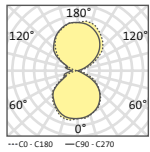
h (m)	Ø (m)	Lux
1	1,83	565
2	3,67	141
3	5,50	63

LISGO SKY STRAIGHT



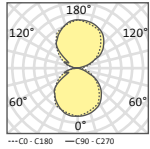
h (m)	Ø (m)	Lux
1	1,90	1136
2	3,80	284
3	5,69	126

MAVEN



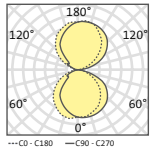
MAVEN S

h (m)	Ø (m)	Lux
1	2,90	151
2	4,40	38
3	8,80	17



MAVEN M

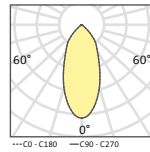
h (m)	Ø (m)	Lux
1	2,80	173
2	5,70	43
3	8,80	19



MAVEN L

h (m)	Ø (m)	Lux
1	2,90	431
2	4,40	38
3	8,80	48

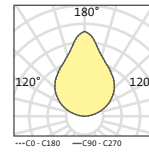
RIO



Single

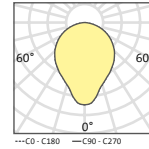
h (m)	Ø (m)	Lux
1	0,83	1245
2	1,70	311
3	2,50	138

TRINITY



2 light segments

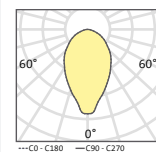
h (m)	Ø (m)	Lux
1	1,94	314
2	3,89	78
3	5,83	35



3 light segments

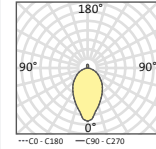
h (m)	Ø (m)	Lux
1	2,09	454
2	4,19	113
3	6,28	50

TROFEO



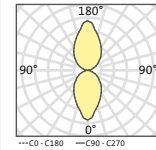
Ceiling luminaire

h (m)	Ø (m)	Lux
1	1,30	474
2	2,60	118
3	3,90	53



Pendant luminaire

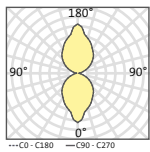
h (m)	Ø (m)	Lux
1	1,30	474
2	2,60	118
3	3,90	53



Floor luminaire

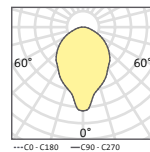
h (m)	Ø (m)	Lux
1	1,31	474
2	2,63	118
3	3,94	53

TUDOR Wall luminaire



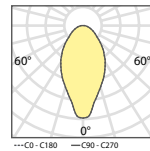
h (m)	Ø (m)	Lux
1	1,70	353
2	3,30	88
3	5,00	39

TUDOR Ceiling luminaire



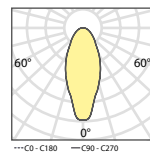
TUDOR S

h (m)	Ø (m)	Lux
1	1,70	353
2	3,30	88
3	5,00	39



TUDOR M

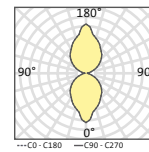
h (m)	Ø (m)	Lux
1	1,10	354
2	2,20	89
3	3,30	39



TUDOR L

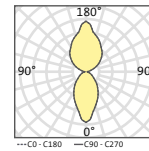
h (m)	Ø (m)	Lux
1	0,82	361
2	1,60	90
3	2,50	40

TUDOR Pendant luminaire



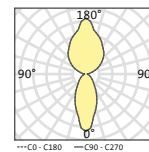
TUDOR S

h (m)	Ø (m)	Lux
1	1,70	353
2	3,30	88
3	5,00	39



TUDOR M

h (m)	Ø (m)	Lux
1	1,10	354
2	2,20	89
3	3,30	39



TUDOR L

h (m)	Ø (m)	Lux
1	0,82	361
2	1,60	90
3	2,50	40



THE OLIGO ITEM NUMBERS

With the OLIGO item number system, you can order even more easily. Each item number comprises four blocks of numbers. The blocks of numbers stand for functions, product families, variants and colour key. By means of the number combination, you can clearly see whether a plan is consistent and coherent with regard to system, luminaire family, surface and colour.

Operating features such as gesture control or touch dimmers are indicated by letters at the beginning of the item number.

This system applies for all products in the OLIGO range.

AN EXAMPLE OF THE SYSTEM

40 - 864 - 30 - 23 / 10

The number sequence in this item number indicates the TUDOR wall luminaire in matt black.

Primary colour

05 = chrome, 06 = matt chrome, 07 = leaf silver, etc.

20 = bright white, 21 = matt white,

22 = bright black, 23 = matt black, etc.

A different shade colour is separated from the primary colour by an oblique stroke.

Indication of luminaire-specific features,
e.g. the type of wall mounting

Family identification

e.g. 864 = TUDOR, 898 = A LITTLE BIT, etc.

System or function indication

40 = wall luminaire, 41 = ceiling luminaire, etc.

Letters to indicate an operating function are placed before the item number: T = touch dimmer,

G = gesture control D = integrated DALI converter

ORDERING INFORMATION AND TECHNICAL INFORMATION

ORDERS

Unless otherwise specified, luminaires are always supplied without lamps. Accessories should always be ordered separately.

Products from OLIGO should only be acquired from our specialist retail and wholesale trade partners. A retailer overview can be found at www.oligo.de.

All previous brochures become invalid with the publication of this catalogue and/or the price list. In case of doubt, the order date applies for the aforementioned effectiveness.

All offers are non-binding and only take effect upon our written confirmation on the basis of our T&C. Verbal agreements require written confirmation.

For special models of our products, please contact our customer service department.

TECHNICAL INFORMATION

LIGHT VALUES

For luminaires with integrated LEDs, all lumen information comprises actual measured values at the operating temperature of the luminaire. Nominal information from the LED manufacturer is up to 20% higher.

SURFACES, COLOURS AND MATERIALS

All information regarding surfaces are merely colour information and do not specify material designations.

Matt metal surfaces are either varnished, anodised or galvanised. Bright metal surfaces are either polished or galvanised.

Shades are generally satin finished on the outside and reflection coated on the inside. Some shades are hand-blown and hand crafted single unit products with individual character. Small differences are unavoidable.

PROTECTION CLASS

Unless otherwise specified, luminaires are always technically designed according to protection class IP 20. All transformers and power supply units have safety extra-low voltage (SELV).

LAMPS

Information regarding lamps complies with the ZVEI [Central Association of the Electrical and Electronics Industry] lamp designation system (LBS).

Subject to technical modifications. No liability shall be accepted for the accuracy of technical information or for colour differences.

KEY

SYMBOLS FOR LAMPS

LED
INTEGRATED

Luminaires with integrated LED technology. The LED lamps in these luminaires can only be changed by the manufacturer.

LED
READY

This symbol indicates the compatibility of luminaire and lamp. The thermal and mechanical usability of the LED retrofit lamps recommended in this catalogue has been tested.

IRC
READY

Luminaires marked with this symbol can be fitted with energy-efficient low voltage halogen lamps.


ECO
READY

Luminaires marked with this symbol can be fitted with energy-efficient high voltage halogen lamps.


ESL
READY

Luminaires marked with this symbol can be fitted with energy-saving lamps.


SYMBOLS FOR OPERATING FUNCTIONS


 SMART CONTROL
INTEGRATED


Luminaire is equipped with a lighting control module ex works.


 SMART CONTROL
READY


Luminaire can be equipped with an external lighting control module. Good reception must be ensured when wireless modules are installed.


 GESTURE
CONTROL

 TOUCH
DIMMER

 DIMMER
SWITCH

 SEQUENTIAL
STEPPED DIMMER

 EXTERNALLY
DIMMABLE

 HIDDEN HEIGHT
ADJUSTMENT

CASAMBI

HomeMatic

You can find more information about these symbols on the products themselves and/or at the beginning of each section.

254

OLIGO

TYPICAL UNITS OF MEASUREMENT AND ABBREVIATIONS

cd	=	Candela
lm	=	Lumen
K	=	Kelvin
CRI	=	Colour rendering index
V	=	Volt
VA	=	Volt-ampere
AC	=	Alternating current
DC	=	Direct current
Hz	=	Hertz
W	=	Watt
RAL	=	Standardised colour value
EEC	=	Energy efficiency class

ADDITIONAL INFORMATION

National and international property rights such as patents, registered designs, industrial designs or trademarks are registered for many OLIGO lighting systems and luminaires.

All information in this catalogue – particularly the illustrations – may only be reproduced with prior written authorisation.

PROTECTION CLASSES ACCORDING TO DIN 40 100 (EC Publ. 417)

Protection class 1

Exposed metal parts connected to the protective earth of the luminaire.

Protection class 2

Live parts are additionally insulated and cannot be touched in the event of a fault.

Protection class 3

Safety extra-low voltage (SELV).

PROTECTION CLASSES ACCORDING TO 60529 (IP = Ingress Protection)

Protection against foreign substances and contact

Protection against water

IP 2x	> 12 mm	IP x0	No protection
IP 3x	> 2.5 mm	IP x2	Droplets up to 15° to the vertical
IP 4x	> 1 mm	IP x3	Spray up to 60° to the vertical
IP 5x	Protected against dust	IP x4	Spray from all directions
IP 6x	Dust-proof	IP x5	Water jet from all directions
		IP x7	Waterproof

Example:

IP 67 = dust-proof / waterproof

OLIGO Lichttechnik GmbH is a partner
in the following cooperations:

licht.de

Fördergemeinschaft Gutes Licht
[Association for the Promotion of
Good Lighting]

ZVEI:

Zentralverband Elektroindustrie
[Central Association of the Electrical
and Electronics Industry]

DIALux

Lichtplanungs-Software
[Light Planning Software]



feel the light